


 **SCIENCE CHINA**

ISSN 1869-1897 (网络)
ISSN 1674-7313 (印刷)
中国科学: 地球科学(英文版)

Earth Sciences

Volume 64 Number 4
April 2021



The role of oxygen cycle on the habitability of the Earth system

 **SCIENCE CHINA PRESS**

 **Springer**

Chinese Academy of Sciences
National Natural Science Foundation of China

The oxygen cycle and a habitable Earth

Jianping HUANG^{1,2*}, Xiaoyue LIU¹, Yongsheng HE³, Shuzhong SHEN^{4,5}, Zengqian HOU⁶,
Shuguang LI³, Changyu LI¹, Lijie YAO¹ & Jiping HUANG¹

¹ Collaborative Innovation Center for Western Ecological Safety, College of Atmospheric Sciences, Lanzhou University,
Lanzhou 730000, China;

² CAS Center for Excellence in Tibetan Plateau Earth Sciences, Chinese Academy of Sciences, Beijing 100101, China;

³ State Key Laboratory of Geological Processes and Mineral Resources, China University of Geosciences (Beijing), Beijing 100083, China;

⁴ School of Earth Sciences and Engineering, Nanjing University, Nanjing 210023, China;

⁵ LPS, Nanjing Institute of Geology and Palaeontology and Center for Excellence in Life and Palaeoenvironment, Chinese Academy of Sciences,
Nanjing 210008, China;

⁶ National Science Foundation of China, Beijing 100085, China

Received December 16, 2020; revised January 15, 2021; accepted February 24, 2021; published online March 17, 2021

Abstract As an important contributor to the habitability of our planet, the oxygen cycle is interconnected with the emergence and evolution of complex life and is also the basis to establish Earth system science. Investigating the global oxygen cycle provides valuable information on the evolution of the Earth system, the habitability of our planet in the geologic past, and the future of human life. Numerous investigations have expanded our knowledge of the oxygen cycle in the fields of geology, geochemistry, geobiology, and atmospheric science. However, these studies were conducted separately, which has led to one-sided understandings of this critical scientific issue and an incomplete synthesis of the interactions between the different spheres of the Earth system. This review presents a five-sphere coupled model of the Earth system and clarifies the core position of the oxygen cycle in Earth system science. Based on previous research, this review comprehensively summarizes the evolution of the oxygen cycle in geological time, with a special focus on the Great Oxidation Event (GOE) and the mass extinctions, as well as the possible connections between the oxygen content and biological evolution. The possible links between the oxygen cycle and biodiversity in geologic history have profound implications for exploring the habitability of Earth in history and guiding the future of humanity. Since the Anthropocene, anthropogenic activities have gradually steered the Earth system away from its established trajectory and had a powerful impact on the oxygen cycle. The human-induced disturbance of the global oxygen cycle, if not controlled, could greatly reduce the habitability of our planet.

Keywords Oxygen cycle, Habitable earth, Mass extinction, Anthropocene

Citation: Huang J, Liu X, He Y, Shen S, Hou Z, Li S, Li C, Yao L, Huang J. 2021. The oxygen cycle and a habitable Earth. *Science China Earth Sciences*, 64(4): 511–528, <https://doi.org/10.1007/s11430-020-9747-1>

1. Introduction

Earth is the only planet known to harbor diverse biology and advanced civilizations. Oxygen (O₂) is the most abundant element in Earth's crust and the second most abundant element in Earth's atmosphere. In geologic history, the secular

evolution of the atmospheric O₂ level is closely related to the emergence and expansion of complex life (Huey and Ward, 2005; Berner et al., 2007) and is even widely considered the major driver of the evolution of animal life (Nursall, 1959; Reinhard et al., 2016). In the modern Earth system, almost all life ultimately depends on the primary producers responsible for producing and maintaining the O₂ content of the Earth's atmosphere. Thus, an O₂-rich atmosphere has become a ne-

* Corresponding author (email: hjp@lzu.edu.cn)

cessity for the survival of almost all living organisms on Earth.

However, since the dawn of humans on this planet, anthropogenic activities have gradually driven the Earth system away from its established trajectory. Recent dramatic environmental changes on a global scale along with widespread sedimentary evidence indicate that the Earth may have entered a new geological epoch dominated by humans, the Anthropocene (Lewis and Maslin, 2015). Notably, the anthropogenic factors modifying the planetary environment are becoming increasingly pervasive. Although extraordinary achievements in socioeconomic development have occurred worldwide in the past century, the environmental perturbations associated with human activities may have already begun an ongoing mass extinction (Barnosky et al., 2011; Ceballos et al., 2015). Deforestation and emissions from fossil fuels alter the concentration of CO₂ in the atmosphere and destabilize the global climate system, thus jeopardizing global food and water security, causing extinctions of major vertebrate groups (Barnosky et al., 2011; Ceballos et al., 2015, 2017) and even chemically modifying the air we breathe. A decline in atmospheric O₂, albeit nearly negligible, has been detected since the late 1980s (Keeling and Shertz, 1992) and is projected to continue into the future (Huang et al., 2018; Liu et al., 2020).

The silent decline in atmospheric O₂ may potentially pose an additional threat to the survival of human beings and many mammal vertebrates. The principal consequence of a low O₂ level is hypoxemia (a lack of oxygen in the blood). Reducing the ambient O₂ concentration to 15% for 1 hour, as experienced during a commercial flight, can decrease arterial oxygen saturation in healthy subjects from 97±2% to 86±3% (Hobkirk et al., 2013). Hypoxemia can further result in a reduction in O₂ delivery to the tissues (tissue hypoxia), thus affecting human comfort, labor efficiency (Wang et al., 2019), and sleep quality (de Aquino Lemos et al., 2013). Exposure to hypoxic conditions can also lead to the impairment of mental functions and sensory deficits, including loss of color discrimination (Vingrys and Garner, 1987), significant delayed response (Dart et al., 2017), etc.

Due to the physiological importance of free O₂ in the air, considerable research has focused on exploring how biogeochemical cycles in Earth systems have driven the rise of atmospheric O₂ to form a habitable planet in geologic history and how variations in these cycles affect the habitability of the planet in the future under the impact of intensified human activities. In light of the scientific importance surrounding this topic, this review first synthesizes the knowledge of the global oxygen cycle and its connections with other biogeochemical cycles within the Earth system. Subsequently, the long-term evolution of atmospheric oxygen in geologic time is reviewed, focusing on the geologic evolution of atmospheric O₂ and its possible connections with biological evolutions and extinctions. Then, we discuss the recent trend

of the oxygen cycle in the modern Earth system, including the global oxygen budget and variations in O₂ at different timescales. In the final section, a synopsis of the existing conclusions and future outlooks for studies of the oxygen cycle are presented.

2. Oxygen cycle in the Earth system

The oxygen cycle is a crucial part of Earth system science and is completed through a cascade of redox reactions (Kasting and Canfield, 2012). As oxygen is in group 6 on the periodic table, it has six electrons in its outer shell. To obtain a stable octet number for electrons in the outermost shell oxygen tends to borrow electrons from any other element or compound. The high electronegativity of oxygen relative to most other elements (a value of 3.44 in Pauling units, compared with 0.7 for francium, 2.20 for hydrogen, and 3.04 for nitrogen) makes oxygen a strong and quintessential oxidizer. Theoretically, any substance on Earth that can be oxidized by O₂ constitutes a sink of the global oxygen cycle (organic carbon, sulfides, reduced minerals, and so on). The oxygen cycle, therefore, is inevitably connected with other biogeochemical cycles within the Earth system and involves the complex interactions among the biosphere, atmosphere, hydrosphere, lithosphere, and the recently proposed anthroposphere (Figure 1a). Understanding the complicated web of chemical, biological, and physical relations among the “spheres” in the Earth system requires a systematic investigation of the global oxygen cycle on different timescales and in different periods.

2.1 The linkage of oxygen with other biogeochemical cycles

In terms of the connections between the oxygen cycle and other biogeochemical cycles, the linkage with the global carbon cycle is the most critical because it is a primary driver of the Earth's climatic and biotic systems (Schimel, 1995). CO₂ is an important greenhouse gas and the raw material required to synthesize organic matter through photosynthesis (which is also a way to produce free O₂), and O₂ is consumed during the oxidation of organic matter (known as respiration or oxidative weathering, the reverse process of photosynthesis). On geologic timescales, the oxygen cycle and carbon cycle are also directly coupled by the burial and weathering of organic matter (‘geo’photosynthesis and ‘geo’respiration) (Berner, 2004), but are decoupled by other processes, including the burial of carbonates (Hong et al., 2020) and photolysis of water (Catling and Kasting, 2017). The radicals created by water photolysis are important in stabilizing CO₂ on planets like Mars and Venus (Catling and Kasting, 2017). Despite the intimate and strong connection between oxygen

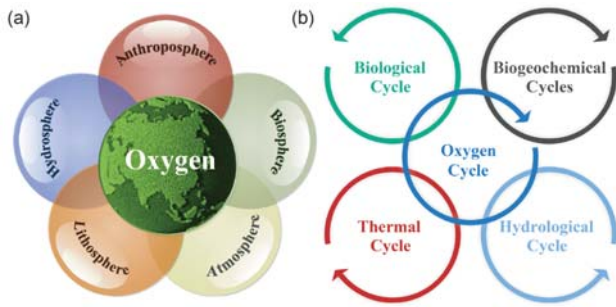


Figure 1 The status of the oxygen cycle in Earth system science (a) and its relationship with other biogeochemical cycles (b)

and carbon cycles, atmospheric O_2 and CO_2 concentrations are found to not always covary with each other. A Pleistocene ice core record showed a declining pO_2 (the partial pressure of O_2) level with no obvious change in pCO_2 (the partial pressure of CO_2) over the past 0.8 Ma, which can be explained by pCO_2 -dependent silicate weathering feedback that stabilizes pCO_2 on million year-time scales (Stolper et al., 2016).

In addition to the carbon cycle, the sulfur cycle is also closely connected with the oxygen cycle (Petsch, 2014a). The cycling of sulfur (with valence varying from -2 to $+6$) between rocks and the Earth's surface can also significantly influence atmospheric O_2 on geologic timescales. Sulfur from volcanism is commonly in a low valence state as H_2S or SO_2 and becomes the O_2 sink. The oxidative weathering of reduced sulfur will consume O_2 and lead to sulfate accumulation in the ocean. Sulfate-reducing bacteria can produce reduced sulfur (typically as pyrite, FeS_2) by metabolizing organic matter without consuming O_2 . If FeS_2 is buried in sediments and remained unreacted, it escapes the reaction with O_2 . Thus, the burial of pyrite represents another net O_2 source to the atmosphere. Over long timescales, this process can lead to the accumulation of O_2 . The weathering of reduced sulfur will consume O_2 when the sulfur is oxidized in the atmosphere, and conversely, the weathering of oxidized sulfur will lead to a rise in O_2 (Ciborowski and Kerr, 2016). Besides its influences on atmospheric pO_2 , the interaction between sulfur, carbon, and oxygen within the sedimentary redox cycle also plays an important role in marine acid-base chemistry (Reinhard and Fischer, 2019).

2.2 Oxygen and Earth system processes

Major processes in the global oxygen cycle are also manifested in other spheres (biotic and abiotic) in the Earth system. Photosynthesis, for instance, is a biological process involving primary producers at the bottom of the food chain (such as plants and algae) that absorb energy from solar light to synthesize carbohydrate molecules and O_2 from CO_2 and water. The process seems simple, but it is related to other

essential processes in the hydrological cycle (e.g., water storage) and thermal cycle (e.g., temperature variations), as well as the interactions and feedbacks among these processes. For the thermal cycle, the O_2 production process (i.e. photosynthesis) is usually associated with a cooling effect, and the O_2 consumption process (respiration, combustion, etc.) results in heat release. These relations are easy to interpret because photosynthesis leads to some light energy being stored as chemical energy in the form of carbohydrates as light energy warms the Earth's surface; additionally, in areas with dense vegetation, evapotranspiration by plants can reduce the sensible heat flux and increase the latent heat flux, thus effectively reducing the atmospheric temperature (Huang et al., 2016, 2017). This is also the reason why drylands with sparse vegetation and low water storage capacities have experienced enhanced warming, even though most of the CO_2 emission sources are located in humid regions with dense vegetation and sufficient water resources (Huang et al., 2017). In this process, the bridge between the oxygen cycle and the hydrological cycle is built via evapotranspiration, which can only occur in the presence of vegetation and photosynthesis. Conversely, when O_2 is consumed via respiration and combustion, a certain amount of energy stored in carbohydrates (grains, vegetables, etc.) and fossil fuels (energy consumption) is released back to the atmosphere as heat (Chen et al., 2016), along with CO_2 and other greenhouse gases (GHGs) that cause global warming by influencing the radiation budget. Therefore, it is implied that an increased water storage capacity and the discussed cooling effect are associated with O_2 production, whereas water loss and the "greenhouse" effect are related to O_2 consumption. Throughout geologic time, the changes of pO_2 can also directly alter the radiative budget of the atmosphere as a result of its contribution to the atmospheric mass and density (Poulsen et al., 2015). Increasing atmospheric O_2 can reduce surface shortwave forcing, exerting a cooling effect, and vice versa. However, this does not necessarily lead to a drop in global surface temperature due to a broad range of Earth system feedbacks that are related to changes in atmospheric O_2 level (Poulsen et al., 2015). Under conditions of a pre-industrial Holocene climate state, simulations show an increase in O_2 content can lead to an increase in global-mean surface air temperature. Despite the cooling effect owing to the O_2 increase, a competing warming effect due to an increase in the pressure broadening of greenhouse gas absorption lines dominates the thermal balance. Atmospheric O_2 increase would also initiate a dynamic feedbacks that alter the meridional heat transport of the ocean, which induces warming polar regions and cooling tropical regions (Wade et al., 2019).

Hence, the complex linear and nonlinear interactions among the five cycles in Figure 1b (oxygen cycle, biological cycle, thermal cycle, hydrological cycle, and biogeochemical

cycles) can be used to establish a dynamical model to simulate the characteristics of and variations in the Earth system.

3. The rise of atmospheric O₂

3.1 Great Oxidation Event (GOE)

The historical environment of the Earth is quite different from the current environment, especially the oxidation state of the surface. Multiple lines of evidence support an anoxic atmosphere before 2.45 Ga (1 Ga=1×10⁹ a) and a significant rise in O₂ in the atmosphere and surface oceans at 2.3–2.4 Ga, popularly known as the Great Oxidation Event (GOE, Figure 2a) (Bekker et al., 2004; Gumsley et al., 2017). Geologic observations, including those of Fe-depleted paleosols older than 2.4 Ga (Rye and Holland, 1998) and preserved redox-sensitive elements such as uraninite (UO₂), pyrite (FeS₂) and siderite (FeCO₃), point to an Archean atmosphere devoid of O₂ (Rasmussen and Buick, 1999; Canfield, 2005; Burron et al., 2018). From a geochemical perspective, the most compelling evidence from two major types of sulfur isotope effects (mass-dependent fractionation and mass-independent fractionation) strongly implies low oxygen levels before the GOE (Figure 2a). The mass-independent fractionation of sulfur isotopes (S-MIF) could occur if volcanic sulfur species are photochemically oxidized (Pavlov and Kasting, 2002; Zahnle et al., 2006). The generation and preservation of the S-MIF signal (large anomalies of δ³³S and δ³⁶S) in sedimentary records require an extremely low level of atmospheric O₂ (less than 0.001% of the PAL, Present Atmospheric Level) (Farquhar et al., 2000, 2001). Although there exists controversy about the exact value of increase of atmospheric O₂ during GOE, it is generally believed the disappearance of anomalous sulfur isotope compositions from sedimentary rocks as well as other evidence at approximate 2.33 Ga reflects a marvelous transition that leads to O₂ concentration exceeding 0.1% to 1% of PAL (Figure 2a, Krissansen-Totton et al., 2015; Luo et al., 2016).

Compared to the general consensus about the occurrence of the GOE, the precise causes of what triggered the GOE remains not obvious. Multiple factors ranging from the evolution of ecosystems to deep solid Earth have been suggested to be important (Kasting, 2013; Lyons et al., 2014; Catling and Kasting, 2017). Here we will not try to exhaust all models that have been proposed, but keep our focus and emphasize recent advance about the intrinsic mechanisms of the rise of O₂ level as well as its related processes.

3.2 Photosynthesis as the producer of O₂

Oxygenic producing photosynthesis (namely, CO₂ + H₂O >

CH₂O + O₂) is widely accepted as the source of essentially all free O₂ on Earth's surface, and thus the ecosystem itself needed to be prepared by the innovation of oxygenic photosynthesis before the rise of O₂. There is currently no consensus about the exact timing of this evolutionary innovation (Cardona, 2019; Kirschvink et al., 2000). Some studies suggested an origin of oxygenic photosynthesis is close in time to the GOE and thus the rise of O₂ was directly driven by the evolution of the ecosystem (Soo et al., 2017). Meanwhile, evidence and arguments from isotopic evidence and trace elements have been accumulated to support whiffs of O₂ much earlier and innovation of oxygenic photosynthesis dated back to at least 3.0 Ga (Rosing and Frei, 2004; Crowe et al., 2013; Planavsky et al., 2014). No matter which case is correct, life on its own cannot change the net redox state of the global environment, because each biological oxidant will be complemented by a reductant (Catling and Zahnle, 2020). Therefore, the reductants must have been consumed or removed/isolated from the surface to begin accumulating O₂ in the atmosphere (Kasting, 2013). In the absence of organic burial, biogenic oxygen merely reoxidizes organic matter during respiration (reversing the equation above) and there is thus no net change in atmospheric oxygen. This is to say, oxygen produced during photosynthesis doesn't constitute a net source of atmospheric oxygen unless it is coupled with organic carbon burial (Krissansen-Totton et al., 2015). In geologic timescale, the organic carbon burial is considered as a net source of atmospheric O₂. Enhanced organic carbon burial would lead to an increase in oxygen source flux, eventually raising the atmospheric O₂ levels. Another category of explanation is associated with the decrease in oxygen sink flux, which includes recycling of carbon and sulfur relative to water (or hydrogen) (Holland, 2009), changes in the redox state of volcanic gases due to mantle redox evolution (Bekker et al., 2010), a switch from submarine to subaerial volcanism (Kump and Barley, 2007), hydrogen escape and continental oxidation (Zahnle et al., 2013), etc.

3.3 Solid Earth and deep oxygen cycle

Since the pioneering works about the GOE, the evolution of the solid Earth has been believed to drive this transition of the atmosphere to some extent, as an important contributor of removing/isolating those reductants (Holland, 1985; Holland et al., 1986; Hayes and Waldbauer, 2006; Kasting, 2013; Eguchi et al., 2020). This is not only because most components of the atmosphere were ultimately derived from degassing of the deep Earth, but also indicated by the coincidence in the evolution history of them (Barley et al., 2005; Kump and Barley, 2007; Campbell and Allen, 2008; Gaillard et al., 2011; Keller and Schoene, 2012; Lee et al., 2016; He et al., 2019). The solid Earth is linked to the at-

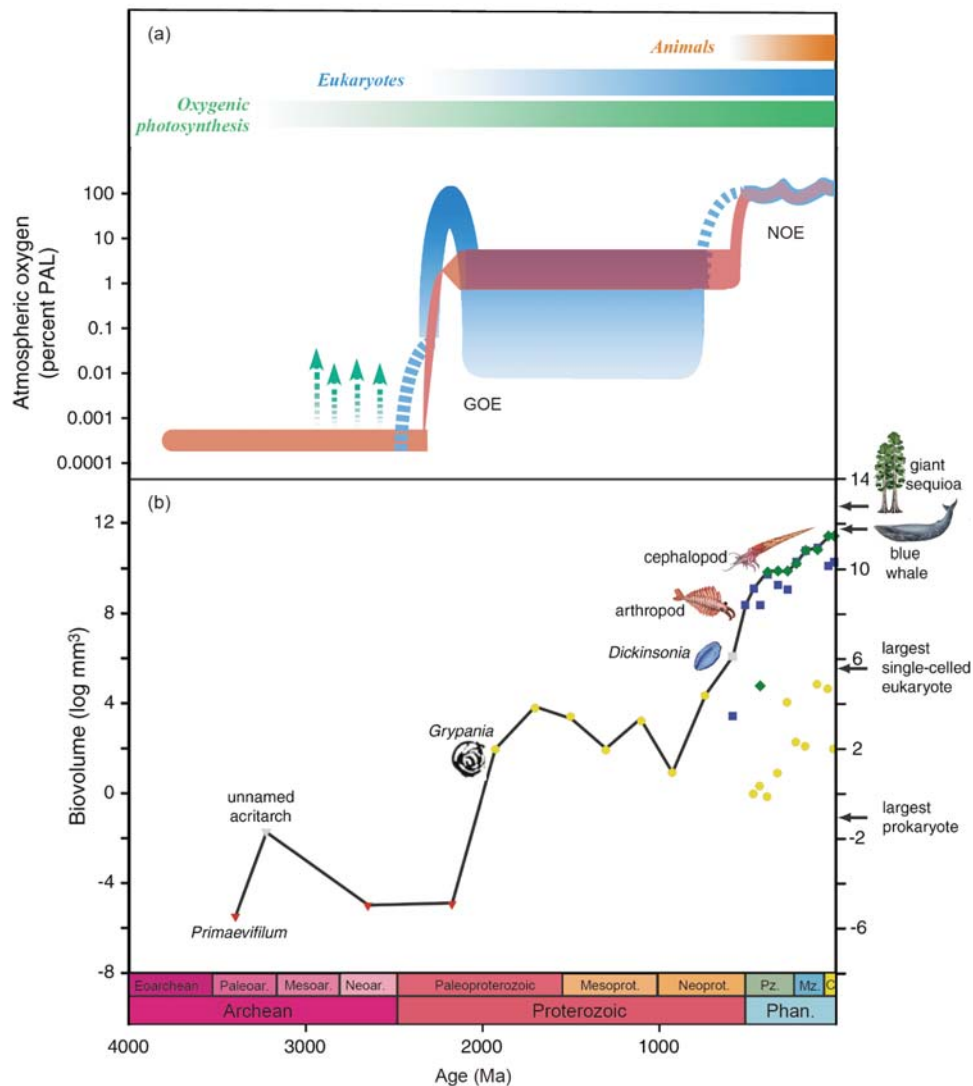


Figure 2 The evolution of atmospheric O₂ (a) and maximum organismal sizes through geological time (b) (Payne et al., 2011; Lyons et al., 2014; He et al., 2019).

mosphere, hydrosphere and biosphere by weathering, alteration and sedimentary processes, magmatism and subduction. It is widely accepted that the buffering effect of the solid Earth will apply only after complex interactions with the surficial abiotic and biotic cycles (Kasting, 2013; Laakso and Schrag, 2014). While if it is true that the atmospheric O₂ level can reach a steady state for a given input in about a couple of million years (Laakso and Schrag, 2014), the impact of the solid Earth on the atmospheric O₂ shall be intrinsically governed by what is input and recovered from the surficial system via volcanism and geological burial (e.g., subduction) as well as their fluxes (Petsch, 2014a). Despite intrinsically driving by processes in deep earth, many studies emphasized the direct effects of evolutionary solid Earth on the surficial cycles buffering the atmospheric O₂. The crustal uplift during the formation of supercontinents has been suggested to enhance nutrient fluxes into the ocean, cause an

increase in oxygenic photosynthesis and burial of organic carbon, and ultimately lead to the rise of O₂ (Colman et al., 1997; Campbell and Allen, 2008). The emergence of continents above the sea level, likely at a time close to the Archean-Proterozoic boundary, may have dramatically increased the redox state of volcanic emissions for a decrease in degassing pressure (Gaillard et al., 2011). This transition was also likely accompanied by evolution of the continental crust from an ultramafic to felsic composition, which may also have substantially decreased O₂ sinks during weathering and alteration (Lee et al., 2016; Smit and Mezger, 2017). As consequences of a change in the crustal composition, a decrease in nutrient fluxes key for reductant-producing species (e.g., Ni for methanogenesis) and an increase in nutrient fluxes promoting oxygenic photosynthesis (e.g., P) have been expected (Konhauser et al., 2009; Cox et al., 2018). All these processes tend to help accumulate O₂ in the atmo-

sphere, which makes discrimination of their individual roles difficult unless a quantitative evaluation is possible.

Once the surficial system being considered as a single redox pool, deep oxygen cycles straightforwardly become crucial (Kasting et al., 1993; Evans, 2012; He et al., 2019; Hu et al., 2016; Duncan and Dasgupta, 2017; Mao et al., 2017). Deep oxygen cycles are referred to the cycling of elements with multiple valences that oxygen is bounded with between the solid Earth and its surface through magmatism and subduction (He et al., 2019). The ambient mantle has been believed to be progressively oxygenated through H₂ loss to space, which then promoted oxygenation of the atmosphere (Catling et al., 2001; Kasting et al., 1993). Although controversial (Anser Li and Aeolus Lee, 2004; Aulbach and Viljoen, 2015), this early view is not supported by observations on mantle peridotites and ultramafic to mafic igneous rocks that suggest a constant redox state of the ambient mantle since at least the early Archean (Anser Li and Aeolus Lee, 2004; Dauphas et al., 2009). With mantle cooling, the melting manner of both the mantle and crust has changed across the Archean and Proterozoic boundary (Keller and Schoene, 2012). For example, a decrease in crustal melting depth likely caused a change in residual assemblage from Fe³⁺-compatible, garnet-pyroxenes-rich to less Fe³⁺-compatible, olivine-pyroxenes-rich, and thus an increase in the redox state of the relevant melts. This transition has long been argued as an important driving force for oxygenation of the atmosphere (Keller and Schoene, 2012), although a recent study provides evidence on the increase of mantle oxygen fugacity (Nicklas et al., 2019). With the development of the plate tectonics at some time in the Archean (Condie, 2018), exchange of the redox budget between the atmosphere and solid Earth began to be regulated by the balance between magmatic output and subduction input, i.e. the direction and fluxes of deep oxygen cycles (Evans, 2012; Hu et al., 2016; Mao et al., 2017; Duncan and Dasgupta, 2017; He et al., 2019). Recently, three different pathways of deep oxygen cycles have been proposed based on experiments and Fe isotopic evidence of basalts. Experiments under pressures and temperature analogue to deep lower mantle reveal the presence of stable, pyrite-structured FeO₂, which is believed to form by recycling of goethite and/or H₂O downward to depths near the core-mantle boundary (Hu et al., 2016; Mao et al., 2017). With removal of H₂ as the reductant to the space, partial melting of accumulated, FeO₂-rich layers in the deep mantle has been suggested to promote oxygenation of the surface and the GOE (Hu et al., 2016). Another creative experiments recently suggested that a significant proportion of organic carbon can avoid decarbonation in subduction zones and thus be isolated from the surface and buried into the deep mantle, which leads to oxygenation of the atmosphere (Duncan and Dasgupta, 2017). These intriguing experimental advances definitely pilot the future works

evaluating the role of deep oxygen cycles in regulating the long-term atmospheric O₂ level. However, it remains largely unknown how much H₂O and organic carbon can survive from de-volatile processes of subducted slabs in the ambient mantle and how these fluxes changed with secular cooling of subduction zones. A nephelinitic magma end-member with heavy Fe isotopic composition has been revealed among Cenozoic basalts from eastern China and been explained by derivation from mantle sources oxidized by recycled carbonates that were partially reduced into diamonds (He et al., 2019). The study has shown the $\delta^{13}\text{C}$ composition of diamonds as evidence for subduction of organic matter (Cartigny et al., 2014). The origin of these basalts illustrates a pathway with net transport of oxidizing potential to the surface, that is burial of surface carbonates into deep mantle as diamonds with the oxidizers preferentially release to the surface via oxidizing, alkaline basaltic magmas. The efficiency of this pathway most likely increased at the Archean-Proterozoic boundary and the late Proterozoic with decrease in geotherm of global subduction zones and increase in alkaline magmatism, providing an alternative driving force from the deep Earth for oxygenation of the atmosphere (He et al., 2019).

The evolution of the solid Earth shall have, at least partially, regulated the atmospheric O₂ level through deep oxygen cycles, its effects on key factors of the surficial cycles, or both. The oxygenation of the atmosphere dramatically changed the pathways of weathering, alteration and sedimentary processes in the surface, which in turn has rapidly affected the deep Earth via subduction (Liu et al., 2019). Interactions between the atmosphere and the solid Earth were undoubtedly complex. A better understanding of such interactions and the role of solid Earth in atmosphere oxygenation requires advances in multiple disciplines ranging from experiments with P-T conditions spanning from shallow subduction zones to the core-mantle boundary, observations on geological archives from cell-level to global perspective with billions of years of history, and numerical modeling, being promoted by multiple discipline cooperation and creative techniques.

3.4 Stepwise oxygenation and biological innovations

There have been substantial researches indicating the inextricable relationship between increases of O₂ levels and biological evolutions (Figure 2b). The GOE is of key biological importance, since its timing imposes sharp constraints of the minimum age of oxygenic photosynthesis and diversification of aerobic metabolism (Raymond and Segrè, 2006) and minerals (Hazen et al., 2008). Using a molecular clock approach, the earliest eukaryotes (which require oxygen for biosynthetic reactions) have been dated as early as 2.31 Ga, concurrent with the timing of the GOE (Gold et al.,

2017). This finding indicates that the evolution of biosynthesis is closely tied to the first widespread availability of free O₂ in the ocean and atmosphere. Another significant rise in free O₂ in the atmosphere and deep ocean is known as the Neoproterozoic Oxidation Event (NOE, 800~550 Ma, 1 Ma=1×10⁶ a), when near-modern values of atmospheric O₂ were first reached, making it possible to sustain large and complex multicellular organisms (Och and Shields-Zhou, 2012).

The major biological innovations during the NOE include the appearance of new biological and ecological strategies, the appearance of metazoans (Morris, 1993), and the Cambrian Explosion (dramatic diversification of animal body plans and behaviors) (Erwin et al., 2011; Yang et al., 2018; Erwin, 2020). Moreover, two major jumps in the body size of organisms on Earth can be found in fossil records from the middle of the Paleoproterozoic (~1.9 Ga) and during the Neoproterozoic-early Paleozoic (600~450 Ma) (Payne et al., 2009; Smith et al., 2016), which roughly coincide with or shortly followed increases in atmospheric O₂ levels. Dragonflies with 70 cm wingspans and anthropoids as long as 1 m have been found in the fossil records (Clapham and Karr, 2012), and the insect gigantism had already been considered indirect evidence for high O₂ levels during the Carboniferous long before the geochemical modeling of O₂ levels during the Phanerozoic (Rutten, 1966). This result implies that the rise in atmospheric O₂ may have facilitated the biological innovations that led to larger body sizes and further suggests that the two-step increase in atmospheric O₂ served as the pacemakers for biological evolution (Knoll and Nowak, 2017). It should also be noted that some researchers argue for an opposite relationship that the rises in oxygen could have been driven by animals. For example, the metazoans can fundamentally transform the redox balance of modern marine settings by changing the nature of the biological pump (Butterfield, 2018; Cole et al., 2020).

Although the NOE has marked the first oxygenation of the deep ocean, evidence for periodic deep ocean anoxia remains frequent at this time (Sahoo et al., 2016). Until mid-Paleozoic, another major rise in atmospheric O₂, known as the Paleozoic Oxygenation Event (POE) elevated the O₂ levels to present-day levels and a dominantly oxygenated deep ocean is established (Krause et al., 2018; Alcott et al., 2019). It is believed that the appearance and radiation of land plants were responsible for the rise of O₂ via significantly increasing organic carbon burial (Lenton et al., 2016). A number of biogeochemical models argue for a direct relationship between the radiation and diversification of land plants and a major increase in O₂ levels (Kump and Garrels, 1986; Bergman, 2004). However, when exactly the oxygen content of the surface seawater exceeded the minimum requirements for animals to maintain a certain degree of diversity is still unknown (Shu, 2008; Shu et al., 2010; Zhang and Shu, 2014).

3.5 The sources and sinks of atmospheric O₂ in the geologic timescale

Atmospheric O₂ is produced by photosynthesis by plants, algae, and cyanobacteria, while in geological timescale, its accumulation in the atmosphere involves a series of processes. Generally, the long-term sources of atmospheric O₂ are the burial of organic carbon and pyrite. Organic carbon is produced with O₂ during photosynthesis. Thus, when plants are alive and growing, the growth of plants could be equated to oxygen accumulation. However, most of the organic matter would ultimately be decomposed by bacteria and fungi, which consumes the previously accumulated O₂. Only a tiny proportion of the organic carbon is buried as unreactive in marine and freshwater sediments and ultimately solidify into rocks, so that they cannot back-react with O₂ (Petsch, 2014b). The burial of this portion of organic matter represents a net source of O₂ to the atmosphere. Another important source of atmospheric O₂ is pyrite deposition. Generally, pyrite is generated via anaerobic microbial processes, which metabolizes organic matter using sulfate and produces sulfide (usually FeS₂). If pyrite remains unreacted and buried in sediments, the burial of sulfide also serves as an O₂ source for the atmosphere, since pyrite is formed on the utilization of reducing power of organic carbon. The burial of organic carbon has been the main source of atmospheric O₂ in the past few hundred million years, while in the more distant past the pyrite burial may have prevailed as an O₂ source (Olson et al., 2019; Shields et al., 2019).

In the rock cycle, the buried pyrite and organic carbon would be re-oxidized after they are brought back to the Earth's surface via tectonic uplift. The re-oxidation processes thus represent an oxygen sink, which completes the cycle. Another removal pathway for O₂ is the chemically reduced gases (emanated from subaerial volcanos and midocean hydrothermal vents), including H₂, SO₂, and H₂S. The sketch of the modern geologic oxygen budget is shown in Figure 3.

4. Atmospheric O₂ declines and biological extinction

Over time, geological and geochemical records have become more abundant and increasingly informative during the Phanerozoic Eon (541.0±1.0~0 Ma). Since the presence of macrofossils, five major diversity crises, widely known as the "Big Five" extinctions, including the Late Ordovician (~440 Ma), Late Devonian (~367 Ma), end-Permian (~252 Ma), end-Triassic (~200 Ma), and end-Cretaceous (66 Ma) mass extinctions, together with a dozen smaller extinction episodes have been recognized during the Phanerozoic (Bambach, 2006). Two of the most remarkable changes in evolutionary faunas, namely, the end-Permian and end-Cre-

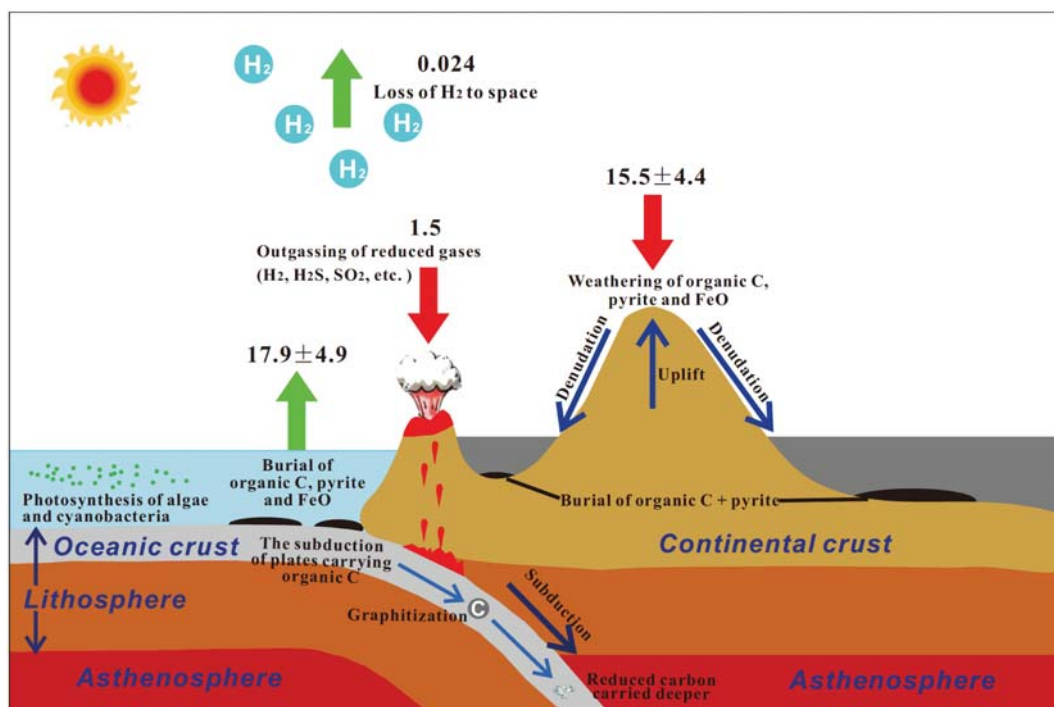


Figure 3 Sketch of the modern geologic oxygen cycle showing the principal sources and sinks. Green and red arrows represent the oxygen source and sink respectively. Revised base on Figure 4 of Duncan and Dasgupta (2017), Figure 2 of Campbell and Allen (2008), and Figure 7 of Canfield (2005). The magnitude of sources and sinks are derived from Kasting and Canfield (2012), with units of $10^{12} \text{ mol yr}^{-1}$.

taceous extinctions, led to the subdivision of the Phanerozoic Eon into the Paleozoic, Mesozoic, and Cenozoic eras (Figure 4).

4.1 The end-Permian mass extinction

The extinction that marks the ending of the Paleozoic Era, the end-Permian mass extinction event (EPME), is considered the most severe biodiversity loss among all the recorded extinctions (Kump, 2014). The latest study suggests that 81% of marine species became extinct (Fan et al., 2020), and the terrestrial ecosystem suffered a similar severity (Shen et al., 2011). In South China, the EPME event was a nearly instantaneous extinction (Bowring et al., 1998; Jin et al., 2000; Shen et al., 2011) that only persisted for a few thousand years (Burgess et al., 2014; Shen et al., 2019). A recent geochronology study suggests that the most plausible trigger, the Siberian Traps (Burgess et al., 2017), which started ~ 300 kyr before the EPME interval, may have already impaired the resilience and function of ecological systems before the rapid decline in biodiversity (Shen et al., 2019). The eruption would have released substantial amounts of greenhouse gases, leading to an approximately 10°C temperature increase (Joachimski et al., 2012; Chen et al., 2016), the short-term production of acid rain as well as widespread ocean anoxia (Zhang et al., 2018) and acidification (Hinojosa et al., 2012) within the extinction interval. Furthermore, a significant drop in atmospheric O_2 (Bernier, 2005), climate

warming, and a rising sea level would have substantially reduced the habitats for terrestrial species (Huey and Ward, 2005). Krause et al. (2018) have updated and corrected GEOCARB to better capture the evolution of oxygen. The updated model no longer produces a sharp end-Permian drop in atmospheric oxygen. However, what is certain is that the sudden collapse of terrestrial and marine ecosystems and persistent lethally high temperature in the Early Triassic may have contributed to the delayed recovery until the beginning of the Middle Triassic, 8–9 Ma after the crisis (Sun et al., 2012).

4.2 The end-Cretaceous event

Another major extinction was the end-Cretaceous event, which ended the Mesozoic Era and the age of the dinosaurs; this event is the most intensively investigated among the Big Five during the Phanerozoic (Bambach, 2006; Schulte et al., 2010). Previously, the most convincing trigger for the extinction is the Chicxulub impact event (Alvarez et al., 1980), which was evidenced by the discovery of an anomalously high level of the element iridium at the K-P boundary and widespread distribution of impact materials (Schulte et al., 2009) and a massive Chicxulub crater (180–200 km diameter) beneath the surface of the Yucatan Peninsula (Schulte et al., 2010; Gulick et al., 2019). Asteroid impact models predict massive earthquakes (DePalma et al., 2019) (12.6 magnitudes, the energy of the impact could have supplied the

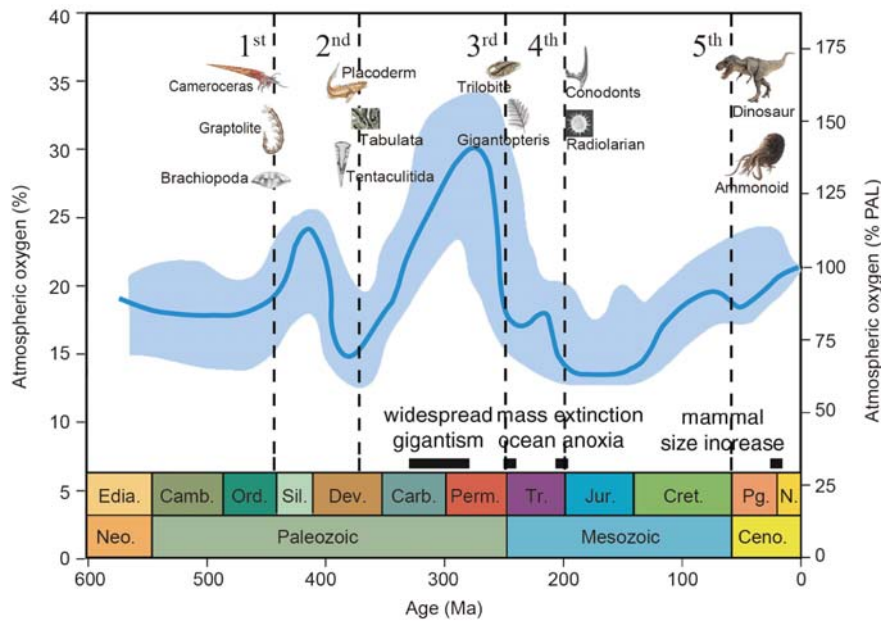


Figure 4 Reconstructed O_2 content during the Phanerozoic Eon with 95% confidence intervals (shaded) obtained from Geocarb simulations (Berner, 2006). The dashed vertical lines show the timing of the five mass extinctions.

US electrical output for 40 years based on 2000 scenario), production of huge globally spreading tsunami waves, and wildfires in the first hours after the impact (Robertson et al., 2004; Shonting and Ezrailson, 2017). Injections of large quantities of dusts and aerosols into the stratosphere would dramatically alter the climate system by blocking the incoming solar radiation for decades, leading to an “impact winter” (Pierazzo et al., 1998). The soot produced during the organic burning absorbed the short-wave radiation, further causing a dark phase with inhibited photosynthesis and the collapse of global food webs in both terrestrial and marine environments (Kring, 2007). The impact is believed to induce the most abrupt climate change in the past 100 Ma (Overpeck and Cole, 2006). Hundreds of years after the impact, a rapid warming occurred. It is estimated that the Chicxulub asteroid impact resulted in an extraordinarily rapid release of over 10^3 Gt CO_2 . Significant marine warming reduced gas solubility and ocean ventilation. Increased nutrient inputs may have increased O_2 demand. These factors contributed to a decline in dissolved O_2 and led to shelf hypoxia (Vellekoop et al., 2018). However, recent studies suggest that climate instability during the preceding Mastrichtian stage (Archibald et al., 2010) caused by the voluminous eruption of the Deccan Traps (Renne et al., 2015) becomes a more plausible cause for the extinction (Schoene et al., 2019; Sprain et al., 2019). Studies of diversity patterns across the Cretaceous-Paleogene boundary suggest that dinosaurs and numerous marine foraminifers disappeared in a relatively long-time-interval which cannot be accounted for by an instantaneous impact event. High-precision dating indicates that a distinct temperature rise of $\sim 4^\circ C$ occurred

just before the end-Cretaceous extinction, which was consistent with a peak eruption of the Deccan Traps (Schoene et al., 2019).

4.3 Biological evolution and extinction

Although various triggers and physiological kill mechanisms have been proposed for the extinction events recorded in geological history (Knoll et al., 2007), unfortunately, none of these hypotheses are flawless. An enormous wealth of geological, geochemical, and paleontological information has been only partly deciphered. However, it is certain that almost every mass extinction has been accompanied by abrupt changes in the planetary environment associated with geophysical or astrophysical perturbations. Ever since the two-step increase in atmospheric O_2 , aerobic metabolism has diversified and prevailed throughout the Phanerozoic. Thus, the evolution of the atmospheric O_2 level over the past ~ 550 Ma (Figure 4) is likely intertwined with biological evolution and extinction due to its physiological importance. According to Shen and Zhang (2017), anoxic environments, especially in the ocean, are associated with the four (end-Ordovician, Late Devonian, end-Permian, and end-Cretaceous extinctions) out of the five mass extinctions (Vellekoop et al., 2018; Xiang et al., 2020; Zhang et al., 2020; Zhang et al., 2020).

Theoretically, oxygen availability can limit the size of organisms since the surface area available for diffusion constrains O_2 uptake, whereas the body mass governs the O_2 demand (Bonner, 1988). The existing experiments on the effects of the O_2 content on modern physiology and fossil

records indicate a powerful effect on animal development and evolution (Payne et al., 2009, 2011). Under hypoxic conditions, size decreases have been observed to occur in fruit flies, snakes, fish, rats, and even humans, and the effect of hyperoxia associated with increased size was found in only a few studies (Herman and Ingermann, 1996; Berner et al., 2007; Zamudio et al., 2007; Payne et al., 2011). The decline in O₂ levels in oceanic or atmospheric environments may be one of the major kill mechanisms that led to the end-Permian and end-Triassic extinctions. Conversely, it was recently proposed that a series of biological processes, including the emergence of herbivory, had the potential to affect the redox state of the Earth's surface during the Phanerozoic. The evolution and diversification of terrestrial herbivores may have disturbed the global biogeochemical cycles of carbon and phosphorus and led to less organic carbon burial and the subsequent decline in O₂ at the end of the Paleozoic (Laakso et al., 2020).

5. Oxygen cycle in modern Earth system

5.1 Ocean deoxygenation

After a billion years of atmospheric O₂ evolution, the current volume fraction of O₂ in the modern atmosphere has relatively stabilized at 20.95% (Machta and Hughes, 1970). The past decades have witnessed the rapid development of atmospheric CO₂ measurements around the world, and precise measurements of atmospheric O₂ at the part-per-million scale remain a challenge. Since the O₂ background concentration is several orders of magnitude higher than that of CO₂ (210000 ppm (1 ppm=10⁻⁶ μL/L) for O₂ and 400 ppm for CO₂), detecting relative variations in atmospheric O₂ is challenging (Keeling and Manning, 2014). Therefore, only several organizations in the world are involved in O₂ measurements, including the Scripps Atmospheric Oxygen Program (<http://scrippsco2.ucsd.edu>). High-precision measurements of O₂ since the late 1980s showed a steady decline in O₂ levels (approximately 4 ppm yr⁻¹) due to the imbalance between the production and consumption fluxes (Figure 5a). Although serious depletion in atmospheric O₂ is unlikely to occur in the near future, ocean deoxygenation since the mid-20th century has posed a serious threat to productivity and biodiversity in marine ecosystems (Figure 5b). Over the past 50 years, a four-fold expansion of oxygen-depleted waters has occurred. In some areas of the ocean, 40% of oxygen has been lost (Schmidtko et al., 2017). The oxygen in the ocean is controlled by both physical and biogeochemical processes. Photosynthesis by autotrophic organisms and O₂ dissolution from the atmosphere in undersaturated waters result in a net gain in oceanic oxygen, and the ocean loses oxygen via oxygen outgassing in oversaturated areas, the respiration of aerobic organisms, and the

oxidation of reduced chemicals. The declining oxygen levels in the ocean are mainly attributed to two human-induced causes, the heating of ocean waters and eutrophication. Ocean warming is considered a major driver, both directly (solubility effect) and indirectly (changes in circulation, mixing, and respiration), of this trend (Oschlies et al., 2018). Eutrophication in coastal areas due to increasing anthropogenic inputs of nutrients (nitrogen and phosphorus) from land runoff reflects a large amount of oxygen consumption (Diaz and Rosenberg, 2008). Despite the limited marine oxygen reserve (~0.6% of that in the atmosphere), the ocean is now losing oxygen and has even become a net source for atmospheric O₂. Based on CMIP5 (Coupled Model Intercomparison Project Phase 5) simulations, Li et al. (2020) diagnosed the ocean oxygen budget, revealing the important role of sea-surface oxygen outgassing in marine deoxygenation. Deoxygenation can affect various aspects of marine ecosystem services (Shepherd et al., 2017) and physiology, as well as the behavior and ecology of marine organisms (Prince and Goodyear, 2006; Seibel, 2011). A significant decrease (60~100%) in the vision of marine invertebrates could occur if they are exposed to reduced oxygen availability (McCormick et al., 2019). Slight changes in oceanic oxygen can have a direct effect on the distribution of many major zooplankton who live near their physiological limits (Wishner et al., 2018). Deoxygenation can negatively affect different aspects of fish species, including their growth, survival, reproduction, etc., thus causing perturbations in the population distribution and food web (Pörtner and Peck, 2010). With the effects of global warming and increased nutrient inputs to coastal regions, ocean deoxygenation is predicted to deteriorate in the future (Shaffer et al., 2009). In the 21st century, it is projected in CMIP5 simulations that deoxygenation in the surface and deep ocean will worsen under the RCP2.6 (with a decrease of 1.81±0.31%) and RCP8.5 (3.45±0.44%) scenarios (Bopp et al., 2013). In spite of the potential hazard that O₂ depletion would create, major efforts (Keeling and Shertz, 1992; Keeling et al., 1993; Battle et al., 2006; Manning and Keeling, 2006; Le Quéré et al., 2018) to study the global oxygen cycle have concentrated on optimizing the estimation of the global carbon budget based on the different inorganic reactions of CO₂ and O₂ (carbonate reactions) with seawater. Until now, our understanding of the modern oxygen cycle has been limited. Details of the fluxes involved in O₂ production and consumption processes are too poorly constrained to conclusively establish a modern oxygen cycle.

5.2 Global oxygen budget

In the modern atmosphere, the main source of atmospheric O₂ is primary production from terrestrial and marine ecosystems, and the sinks include autotrophic and heterotrophic

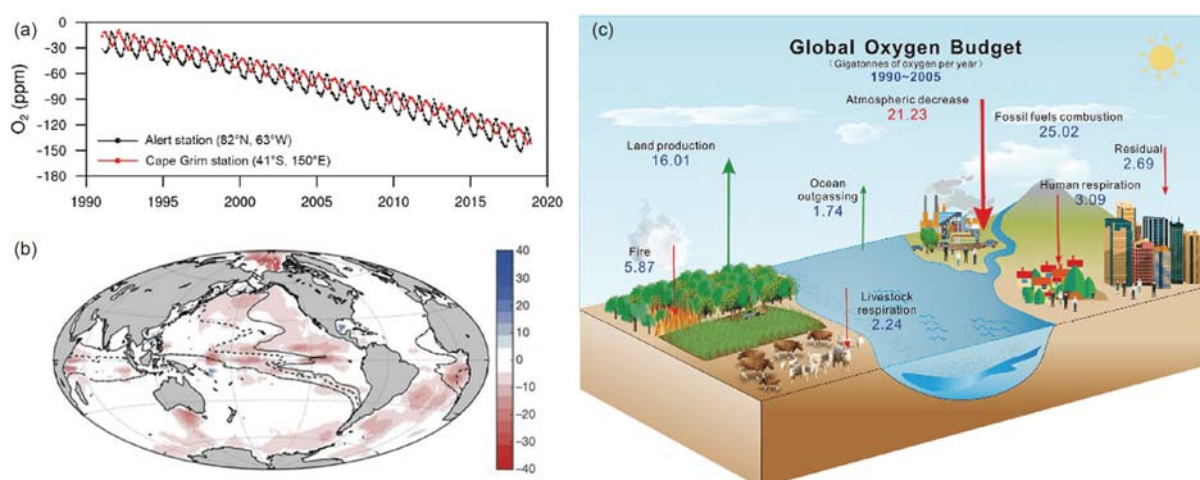


Figure 5 Global oxygen cycle in the modern Earth system. Time series of the O₂ concentration (ppm) at Alert Station and Cape Grim Observatory (a). Changes in the oxygen content of the global ocean in mol O₂ m⁻² decade⁻¹ (Schmidtke et al., 2017) (b). Average global oxygen budget from 1990 to 2005 in 10¹² mol yr⁻¹ (Huang et al., 2018) (c), where the green arrows denote the production from land vegetation and outgassing from oceans and the red arrows represent consumption by fossil fuel combustion, human and livestock respiration, fires, and residual processes.

respiration, wildfires, the weathering of organic matter and minerals, the oxidation of volcanic gases, and most importantly, human activities (combustion of fossil fuels, industrial activities, etc.) (Figure 5). The scientific consensus has been reached that fossil fuel combustion makes the largest contribution to the removal of atmospheric O₂. Keeling et al. (1993) presented a simple conceptual model that shows the short-term sources and long-term sources in the global oxygen cycle and quantified important biological and physical processes that control atmospheric O₂. Huang et al. (2018) quantitatively estimated the global O₂ budget (Figure 5c) based on CMIP5 models and noted that the average O₂ consumption flux from 1990–2005 was 36.22 Gt O₂ yr⁻¹ (1131.9×10^{12} mol yr⁻¹) and the average compensation from land and ocean systems over the same period was 17.75 Gt O₂ yr⁻¹ (554.7×10^{12} mol yr⁻¹). The imbalance between O₂ production and consumption resulted in a steady decline in O₂ over the past century. Liu et al. (2020) attempted to quantify the land O₂ flux and took the initial step to quantitatively describe the anthropogenic effects on the global O₂ budget on a grid-scale from 1975 to 2018; they found that the burning of fossil fuels led to the largest O₂ fluxes in East Asia, India, North America, and Europe, while wildfires were the main contributor in Central Africa.

In addition to the long-term variability in atmospheric O₂, shorter-term fluctuations (from the diurnal to seasonal scales) in atmospheric O₂ have also been well captured by high-resolution measurements. In both hemispheres, O₂ is observed to increase in spring and summer and decrease in autumn and winter, with opposite changes in CO₂, which reflects the biosphere productivity and air-sea exchange on the equivalent timescale. Minejima et al. (2012) examined the O₂ concentrations during pollution events on Hateruma

Island, Japan, and found a decrease in the O₂ content by approximately 10 ppm under the influence of mixed pollutants from China, South Korea, and Japan. Lueker et al. (2001) detected a decline in the O₂ content by 20 ppm associated with wildfires burning 70 km east of the station. Atmospheric measurements of O₂ and CO₂ in a mixed deciduous forest in central Massachusetts, USA, demonstrated strict inverse variations in the diurnal cycles of O₂ and CO₂, with the highest (lowest) daily O₂ concentration at approximately 19:00 (9:30) in autumn of 2006 (Battle et al., 2019). The atmospheric O₂ content is not spatially uniform and displays spatial variations. Shi et al. (2019) collected air samples at different altitudes on the Tibetan Plateau and found that the relative O₂ concentration is not only associated with altitude but is also strongly affected by surface vegetation coverage and weather conditions.

5.3 Future projection of the oxygen cycle

Human impacts on global environments have become increasingly profound and have gradually steered the Earth system away from its natural behaviors (Lenton et al., 2008). Anthropogenic modifications to the planet are extensive enough to affect the long-term geologic processes and have already left worldwide stratigraphic signals. Therefore, the “Anthropocene” was assigned as a new geologic epoch that is both functionally and stratigraphically distinct from the Holocene (Waters et al., 2016). Although the beginning of this new epoch has been widely debated and several thresholds have been invoked to demarcate the onset of the Anthropocene, including (1) the land-use changes and gradual increase in anthropogenic greenhouse gases (CO₂ and CH₄) as early as thousands of years ago (Ruddiman, 2018;

Laurance, 2019), (2) the collision of the old and new worlds, known as the Colombian Exchange in approximately 1610 (Lewis and Maslin, 2015), (3) the Industrial Revolution in the late 18th century (Crutzen, 2002), and (4) the “Great Acceleration” of population growth and energy consumption since the mid-20th century (Steffen et al., 2015), a clear and broad consensus has emerged that human modifications of the global environment are occurring at unprecedented rates, which is progressively drawing us toward the sixth mass extinction. Ceballos et al. (2015) used extremely conservative assumptions to assess whether anthropogenic activities are leading to a mass extinction and concluded that the past few centuries have witnessed an exceptionally rapid loss of biodiversity (for vertebrate species, the current extinction rate is as much as 100 times that of the background rate). Barnosky et al. (2011) found that the rate and extent of current biodiversity loss are close to those of the mass extinctions during the Phanerozoic and distinguished the intervals between them (background values). Collective and immediate human actions are required to avoid a perilous situation, and we may have a chance to reverse the biodiversity decline and subsequent loss of ecosystem functions. However, our chances will become increasingly slim in the future. Studies have shown that positive feedbacks within the Earth system can be a potential trigger, and when a certain threshold is crossed, the Earth system may shift uncontrollably toward an unstable condition, even if anthropogenic emissions are reduced (Lenton et al., 2008; Steffen et al., 2018).

Geological analogs from past climate events provide valuable information for understanding and even predicting anthropogenic impacts on the Earth system. Notwithstanding, scientists find it challenging to match the current climate with a historical analog because the magnitude of perturbations in the Anthropocene is significantly larger than those in the geological past. For example, the Paleocene-Eocene Thermal Maximum (PETM, ~56 Ma), which was associated with 5°C warming and substantial carbon release, is widely regarded as the best analog for future trajectory predictions. However, with a new method, Zeebe et al. (2016) constrained the maximum carbon release rate during the PETM to less than 1.1 Gt C yr⁻¹ and concluded that the current carbon release rate (~10 Gt yr⁻¹) was unprecedented during the past 66 Ma and could cause unforeseeable future responses in the Earth system. Foster et al. (2017) suggested that in the 23rd century of a business-as-usual scenario (RCP8.5), radiative forcing will reach an unprecedented level compared to that over the last 420 Ma, and an unpredictable response in the Earth system is anticipated. As an integral part of the Earth system, would the global oxygen cycle experience unprecedented changes in future scenarios? The O₂ concentration is projected to decline throughout the 21st century. Under the Representative Concentration Path-

ways (RCPs) RCP8.5 scenario, approximately 100 Gt of O₂ would be removed from the atmosphere annually until 2100, and the O₂ concentration will experience a decline from its current level of 20.946% to 20.825% (Huang et al., 2018).

Figure 6 shows different scenarios for future O₂ projections. It is projected that the O₂ concentration will finally stabilize at 20.61%, 20.85%, and 20.90% in RCP8.5, RCP6.0, and RCP4.5, respectively. However, in no-stop RCPs, in which fossil fuel combustion remains unchanged, persistent O₂ decline can occur. In no-stop RCP8.5, the O₂ concentration will drop below 20.0% in the 26th century and reach 19.5% around the beginning of the 29th century, which may lead to potential health-related problems. Based on the available records of atmospheric O₂, Livina et al. (2015) used a tipping point analysis to project the future O₂ concentration and found that the decline in O₂ will lead to health-threatening problems for humans in 5000~10000 years if no measures are taken. Martin et al. (2017) predicted that humans may continue to survive in an unprotected atmosphere for ~3600 years. These projections have demonstrated that the atmospheric O₂ concentration is closely related to the cumulative consumption of fossil fuels over a given time-frame and suggest that persistent anthropogenic modifications to the global oxygen cycle will eventually pose a serious threat to the habitability of our planet. However, it should be noted that fossil fuels are a finite resource. Such resources are not fixed and evolve with time. Estimations of fossil fuel resources on the planet are highly uncertain due to knowledge and boundary limitations (IPCC, 2014; Bauer et al., 2016). Rogner et al. (2012) estimated the total carbon content of fossil fuel resources between 8543~13469 Gt of C. The complete combustion of all the available fossil fuels would consume 28383~47046 Gt of O₂, which would result in a decline in O₂ from the current level of 20.946% to 20.45~20.11%. Of course, we have to find a substitute for fossil fuel (bioenergy, wind energy, solar energy, etc.) before running out of all the resources on our planet, and we still have a chance to stabilize atmospheric O₂ at a relatively healthy level. The future trajectory of the atmospheric O₂ concentration is largely dependent on our mitigation policies.

6. Conclusion and perspective

Studies of the oxygen cycle cover a wide span of timescales from daily to geologic scales (>10⁶ yrs). The oxygen cycles of different timescales dominate the control of atmospheric O₂ over the corresponding timescales. However, a distinct boundary that divides the long-term and short-term oxygen cycles has yet to be established, and the complex interactions between the short-term and long-term processes remain unclear. Would the short-term processes in the oxygen cycle trigger sudden changes in the long-term oxygen cycle, or

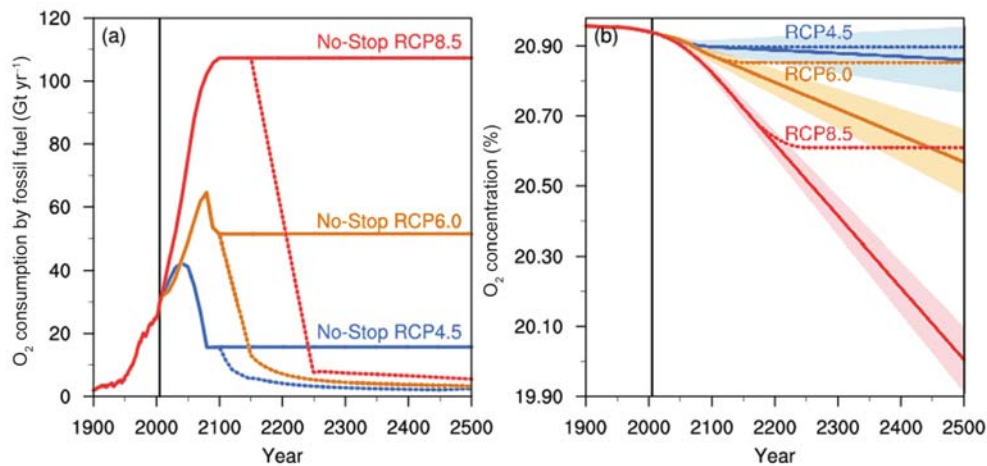


Figure 6 O₂ consumption by fossil fuel in different scenarios (a) and projections of future O₂ concentrations (b). The shading denotes the 95% confidence interval.

would the long-term evolution of the oxygen cycle reach a “tipping point” that can stimulate a cascade of abrupt environmental changes to which the biotic system may not be able to adapt? Knowledge of these processes is essential not only for understanding the history of the Earth system but also for guiding the future of human beings. The Earth system is a highly nonlinear and strongly coupled system in which a minor perturbation can have the potential to cause a series of dramatic changes. Although exaggerating the sensitivity of the initial conditions to the system is not appropriate, the objective existence of nonlinear processes and their complex relations cannot be ignored. To address the abovementioned questions, it is a top priority to connect the short-term and long-term oxygen cycles under a comparable timescale rather than separating them. Furthermore, effective multidisciplinary cooperation among the subdisciplines of Earth sciences (geology, atmospheric sciences, paleobiology, etc.), psychological sciences, and social sciences should be promoted to reveal the hidden mechanisms that control the trajectory of the Earth system and how the trajectory may influence the future of human beings.

Aside from the extensive multidiscipline cooperation in research on the global oxygen cycle, collaborative human action is required to reverse the declining O₂ level before it decreases to a health-threatening level. In Biosphere 2 (an artificial matter-sealed habitat), the sharp O₂ decrease from approximately 21% to 14% in the first 16 months, which was enough to cause health problems, was caused by the imbalance between photosynthesis and respiration; notably, the rate of photosynthesis failed to balance the rate of respiration of organic matter (specifically, the microbial oxidation of organic matter in the soil) (Severinghaus et al., 1994). In a natural environment, human perturbations in the production and consumption of oxygen also have the potential to generate a detectable shift in atmospheric O₂. Thus, the case of Biosphere 2 illustrates that sustaining O₂ levels requires the

preservation and promotion of natural O₂ sources as well as the reduction and limitation of anthropogenic O₂ sinks.

Specifically, multiple measures should be implemented to preserve and promote local ecological functions, with principal efforts focused on densely populated urban areas and arid or semiarid regions at high risk of desertification. The common denominators of these areas include sparse vegetation and low biodiversity and therefore a limited ability to capture CO₂ and emit O₂ and a low capacity to reserve and recharge groundwater flow and surface runoff. Increasing vegetation cover and vegetation diversity (in other words, promoting O₂ production) are widely considered an effective measure to avoid soil erosion and restore local ecological services. In urban regions, substantial O₂ production is often cited as a significant benefit of urban forests (Nowak et al., 2007), and the associated byproducts of urban tree management include mitigating urban heat islands, removing air pollutants, carbon sequestration, etc. For regions at high risk of desertification (usually on the edge of desert and dryland areas with almost no ability to produce O₂), large-scale afforestation programs have been conducted to prevent expansion. In China, the Green Great Wall, which was designed to mitigate desertification and expand forests, although disputed, has achieved overall success in past decades (Chen et al., 2019). Recently, the Great Green Wall for the Sahara and the Sahel Initiative have also been proposed as ambitious afforestation programs to enhance ecological resilience (Goffner et al., 2019).

It is also essential to reduce O₂ consumption associated with human activities. The largest sink of atmospheric O₂, as well as the largest source of atmospheric CO₂, is the burning of fossil fuels in the energy sector (Huang et al., 2018; Liu et al., 2020). Therefore, priority should be given to research on and the development of renewable fuels, including carbon-neutral biofuels (with no effect on CO₂ and other GHGs and carbon-negative biofuels (with a net reduction in GHGs) that

do not reduce the atmospheric O₂ content. Technical support from developed regions should be offered to other regions to reduce inequalities among and within countries so that effective pollution controls and energy-saving technology can be internationally applied.

We take O₂ for granted because it is just there and we breathe it all the time, yet it took billions of years before there was enough of it to keep animals like us alive (Zimmer, 2013). The future of Earth, the only known habitable planet in the universe (Hu et al., 2011; Hu and Ding, 2011), depends on the actions we take in subsequent decades. If the current trajectories of the biodiversity loss and O₂ decline are allowed to continue, a catastrophic consequence that is essentially irreversible and almost permanent on the timescale of human beings (Ceballos et al., 2015), may occur because it may take millions of years to rehabilitate the Earth, which is too long for humans to wait.

Acknowledgements This work was supported by the National Natural Science Foundation of China (Grant No. 41888101, 41521004 & 41991231), and the China University Research Talents Recruitment Program (111 Projects, Grant No. B13045).

References

- Alcott L J, Mills B J W, Poulton S W. 2019. Stepwise Earth oxygenation is an inherent property of global biogeochemical cycling. *Science*, 366: 1333–1337
- Alvarez L W, Alvarez W, Asaro F, Michel H V. 1980. Extraterrestrial cause for the Cretaceous-tertiary extinction. *Science*, 208: 1095–1108
- Anser Li Z X, Aeolus Lee C T. 2004. The constancy of upper mantle fO₂ through time inferred from V/Sc ratios in basalts. *Earth Planet Sci Lett*, 228: 483–493
- Archibald J D, Clemens W A, Padian K, Rowe T, Macleod N, Barrett P M, Gale A, Holroyd P, Sues H D, Arens N C, Horner J R, Wilson G P, Goodwin M B, Brochu C A, Lofgren D L, Hurlbert S H, Hartman J H, Eberth D A, Wignall P B, Currie P J, Weil A, Prasad G V R, Dingus L, Courtillot V, Milner A, Milner A, Bajpai S, Ward D J, Sahni A. 2010. Cretaceous extinctions: Multiple causes. *Science*, 328: 973
- Aulbach S, Viljoen K S. 2015. Eclogite xenoliths from the Lace kimberlite, Kaapvaal craton: From convecting mantle source to palaeo-ocean floor and back. *Earth Planet Sci Lett*, 431: 274–286
- Bambach R K. 2006. Phanerozoic biodiversity mass extinctions. *Annu Rev Earth Planet Sci*, 34: 127–155
- Barley M, Bekker A, Krapez B. 2005. Late Archean to Early Paleoproterozoic global tectonics, environmental change and the rise of atmospheric oxygen. *Earth Planet Sci Lett*, 238: 156–171
- Barnosky A D, Matzke N, Tomiya S, Wogan G O U, Swartz B, Quental T B, Marshall C, McGuire J L, Lindsey E L, Maguire K C, Mersey B, Ferrer E A. 2011. Has the Earth's sixth mass extinction already arrived? *Nature*, 471: 51–57
- Battle M, Fletcher S M, Bender M L, Keeling R F, Manning A C, Gruber N, Tans P P, Hendricks M B, Ho D T, Simonds C, Mika R, Paplawsky B. 2006. Atmospheric potential oxygen: New observations and their implications for some atmospheric and oceanic models. *Glob Biogeochem Cycle*, 20: GB1010
- Battle M O, Munger J W, Conley M, Sofen E, Perry R, Hart R, Davis Z, Scheckman J, Woogerd J, Graeter K, Seekins S, David S, Carpenter J. 2019. Atmospheric measurements of the terrestrial O₂: CO₂ exchange ratio of a midlatitude forest. *Atmos Chem Phys*, 19: 8687–8701
- Bauer N, Hilaire J, Brecha R J, Edmonds J, Jiang K, Kriegler E, Rogner H, Sferra F. 2016. Assessing global fossil fuel availability in a scenario framework. *Energy*, 111: 580–592
- Bekker A, Holland H D, Wang P L, Rumble Iii D, Stein H J, Hannah J L, Coetzee L L, Beukes N J. 2004. Dating the rise of atmospheric oxygen. *Nature*, 427: 117–120
- Bekker A, Slack J F, Planavsky N, Krapez B, Hofmann A, Konhauser K O, Rouxel O J. 2010. Iron formation: The sedimentary product of a complex interplay among mantle, tectonic, oceanic, and biospheric processes. *Economic Geol*, 105: 467–508
- Bergman N M. 2004. COPSE: A new model of biogeochemical cycling over phanerozoic time. *Am J Sci*, 304: 397–437
- Berner R A. 2006. Geocarbsulf: A combined model for Phanerozoic atmospheric O₂ and CO₂. *GeoChim CosmoChim Acta*, 70: 5653–5664
- Berner R A. 2005. The carbon and sulfur cycles and atmospheric oxygen from middle Permian to middle Triassic. *GeoChim CosmoChim Acta*, 69: 3211–3217
- Berner R A. 2004. The Phanerozoic Carbon Cycle: CO₂ and O₂. Oxford University Press
- Berner R A, Vandenbrooks J M, Ward P D. 2007. Evolution: Oxygen and evolution. *Science*, 316: 557–558
- Bonner J T. 1988. The Evolution of Complexity by Means of Natural Selection. Princeton University Press
- Bopp L, Resplandy L, Orr J C, Doney S C, Dunne J P, Gehlen M, Halloran P, Heinze C, Ilyina T, Séférian R, Tjiputra J, Vichi M. 2013. Multiple stressors of ocean ecosystems in the 21st century: Projections with CMIP5 models. *Biogeosciences*, 10: 6225–6245
- Bowring S A, Erwin D H, Jin Y G, Martin M W, Davidek K, Wang W. 1998. U/Pb zircon geochronology and tempo of the End-Permian mass extinction. *Science*, 280: 1039–1045
- Burgess S D, Bowring S, Shen S. 2014. High-precision timeline for Earth's most severe extinction. *Proc Natl Acad Sci USA*, 111: 3316–3321
- Burgess S D, Muirhead J D, Bowring S A. 2017. Initial pulse of Siberian Traps sills as the trigger of the end-Permian mass extinction. *Nat Commun*, 8: 164
- Burron I, da Costa G, Sharpe R, Fayek M, Gauert C, Hofmann A. 2018. 3.2 Ga detrital uraninite in the Witwatersrand Basin, South Africa: Evidence of a reducing Archean atmosphere. *Geology*, 46: 295–298
- Butterfield N J. 2018. Oxygen, animals and aquatic bioturbation: An updated account. *Geobiology*, 16: 3–16
- Campbell I H, Allen C M. 2008. Formation of supercontinents linked to increases in atmospheric oxygen. *Nat Geosci*, 1: 554–558
- Canfield D E. 2005. The early history of atmospheric oxygen: Homage to Robert M. Garrels. *Annu Rev Earth Planet Sci*, 33: 1–36
- Cardona T. 2019. Thinking twice about the evolution of photosynthesis. *Open Biol*, 9: 180246
- Cartigny P, Palot M, Thomassot E, Harris J W. 2014. Diamond formation: A stable isotope perspective. *Annu Rev Earth Planet Sci*, 42: 699–732
- Catling D C, Kasting J F. 2017. Long-Term Climate Evolution. In: Atmospheric Evolution on Inhabited and Lifeless Worlds. Cambridge: Cambridge University Press. 299–326, doi: 10.1017/9781139020558
- Catling D C, Zahnle K J. 2020. The Archean atmosphere. *Sci Adv*, 6: eaax1420
- Catling D C, Zahnle K J, McKay C P. 2001. Biogenic methane, hydrogen escape, and the irreversible oxidation of early Earth. *Science*, 293: 839–843
- Ceballos G, Ehrlich P R, Barnosky A D, Garcia A, Pringle R M, Palmer T M. 2015. Accelerated modern human-induced species losses: Entering the sixth mass extinction. *Sci Adv*, 1: e1400253
- Ceballos G, Ehrlich P R, Dirzo R. 2017. Biological annihilation via the ongoing sixth mass extinction signaled by vertebrate population losses and declines. *Proc Natl Acad Sci USA*, 114: E6089–E6096
- Chen B, Dong L, Liu X, Shi G Y, Chen L, Nakajima T, Habib A. 2016. Exploring the possible effect of anthropogenic heat release due to global energy consumption upon global climate: A climate model study. *Int J Climatol*, 36: 4790–4796
- Chen C, Park T, Wang X, Piao S, Xu B, Chaturvedi R K, Fuchs R, Brovkin V, Ciais P, Fensholt R, Tømmervik H, Bala G, Zhu Z, Nemani R R,

- Myneni R B. 2019. China and India lead in greening of the world through land-use management. *Nat Sustain*, 2: 122–129
- Chen J, Shen S, Li X, Xu Y, Joachimski M M, Bowring S A, Erwin D H, Yuan D, Chen B, Zhang H, Wang Y, Cao C, Zheng Q, Mu L. 2016. High-resolution SIMS oxygen isotope analysis on conodont apatite from South China and implications for the end-Permian mass extinction. *Palaeogeogr Palaeoclimatol Palaeoecol*, 448: 26–38
- Ciborowski T J R, Kerr A C. 2016. Did mantle plume magmatism help trigger the Great Oxidation Event? *Lithos*, 246–247: 128–133
- Clapham M E, Karr J A. 2012. Environmental and biotic controls on the evolutionary history of insect body size. *Proc Natl Acad Sci USA*, 109: 10927–10930
- Cole D B, Mills D B, Erwin D H, Sperling E A, Porter S M, Reinhard C T, Planavsky N J. 2020. On the co-evolution of surface oxygen levels and animals. *Geobiology*, 18: 260–281
- Colman A S, Mackenzie F T, Holland H D, Van Cappellen P, Ingall E D. 1997. Redox stabilization of the atmosphere and oceans and marine productivity. *Science*, 275: 406–408
- Condie K C. 2018. A planet in transition: The onset of plate tectonics on Earth between 3 and 2 Ga? *GeoSci Front*, 9: 51–60
- Cox G M, Lyons T W, Mitchell R N, Hasterok D, Gard M. 2018. Linking the rise of atmospheric oxygen to growth in the continental phosphorus inventory. *Earth Planet Sci Lett*, 489: 28–36
- Crowe S A, Døssing L N, Beukes N J, Bau M, Kruger S J, Frei R, Canfield D E. 2013. Atmospheric oxygenation three billion years ago. *Nature*, 501: 535–538
- Crutzen P J. 2002. Geology of mankind. *Nature*, 415: 23
- Dart T, Gallo M, Beer J, Fischer J, Morgan T, Pilmanis A. 2017. Hyperoxia and hypoxic hypoxia effects on simple and choice reaction times. *Aerospace Med Human Performance*, 88: 1073–1080
- Dauphas N, Craddock P R, Asimow P D, Bennett V C, Nutman A P, Ohnenstetter D. 2009. Iron isotopes may reveal the redox conditions of mantle melting from Archean to Present. *Earth Planet Sci Lett*, 288: 255–267
- de Aquino Lemos V, dos Santos R V T, Lira F S, Rodrigues B, Tuffik S, de Mello M T. 2013. Can high altitude influence cytokines and sleep? *Mediat Inflamm*, 2013: 1–8
- DePalma R A, Smit J, Burnham D A, Kuiper K, Manning P L, Oleinik A, Larson P, Maurrasse F J, Vellekoop J, Richards M A, Gurche L, Alvarez W. 2019. A seismically induced onshore surge deposit at the KPg boundary, North Dakota. *Proc Natl Acad Sci USA*, 116: 8190–8199
- Diaz R J, Rosenberg R. 2008. Spreading dead zones and consequences for marine ecosystems. *Science*, 321: 926–929
- Duncan M S, Dasgupta R. 2017. Rise of Earth's atmospheric oxygen controlled by efficient subduction of organic carbon. *Nat Geosci*, 10: 387–392
- Eguchi J, Seales J, Dasgupta R. 2020. Great Oxidation and Lomagundi events linked by deep cycling and enhanced degassing of carbon. *Nat Geosci*, 13: 71–76
- Erwin D H. 2020. The origin of animal body plans: A view from fossil evidence and the regulatory genome. *Development*, 147: dev182899
- Erwin D H, Laflamme M, Tweedt S M, Sperling E A, Pisani D, Peterson K J. 2011. The cambrian conundrum: Early divergence and later ecological success in the early history of animals. *Science*, 334: 1091–1097
- Evans K A. 2012. The redox budget of subduction zones. *Earth-Sci Rev*, 113: 11–32
- Fan J X, Shen S Z, Erwin D H, Sadler P M, MacLeod N, Cheng Q M, Hou X D, Yang J, Wang X D, Wang Y, Zhang H, Chen X, Li G X, Zhang Y C, Shi Y K, Yuan D X, Chen Q, Zhang L N, Li C, Zhao Y Y. 2020. A high-resolution summary of Cambrian to Early Triassic marine invertebrate biodiversity. *Science*, 367: 272–277
- Farquhar J, Bao H, Thieme M. 2000. Atmospheric influence of Earth's earliest sulfur cycle. *Science*, 289: 756–758
- Farquhar J, Savarino J, Airieau S, Thieme M H. 2001. Observation of wavelength-sensitive mass-independent sulfur isotope effects during SO₂ photolysis: Implications for the early atmosphere. *J Geophys Res*, 106: 32829–32839
- Foster G L, Royer D L, Lunt D J. 2017. Future climate forcing potentially without precedent in the last 420 million years. *Nat Commun*, 8: 14845
- Gaillard F, Scaillet B, Arndt N T. 2011. Atmospheric oxygenation caused by a change in volcanic degassing pressure. *Nature*, 478: 229–232
- Goffner D, Sinare H, Gordon L J. 2019. The Great Green Wall for the Sahara and the Sahel Initiative as an opportunity to enhance resilience in Sahelian landscapes and livelihoods. *Reg Environ Change*, 19: 1417–1428
- Gold D A, Caron A, Fournier G P, Summons R E. 2017. Paleoproterozoic sterol biosynthesis and the rise of oxygen. *Nature*, 543: 420–423
- Gulick S P S, Bralower T J, Ormö J, Hall B, Grice K, Schaefer B, Lyons S, Freeman K H, Morgan J V, Artemieva N, Kaskes P, de Graaff S J, Whalen M T, Collins G S, Tikoo S M, Verhagen C, Christeson G L, Claeys P, Coolen M J L, Goderis S, Goto K, Grieve R A F, McCall N, Osinski G R, Rae A S P, Riller U, Smit J, Vajda V, Wittmann A. 2019. The first day of the Cenozoic. *Proc Natl Acad Sci USA*, 116: 19342–19351
- Gumsley A P, Chamberlain K R, Bleeker W, Söderlund U, de Kock M O, Larsson E R, Bekker A. 2017. Timing and tempo of the Great Oxidation Event. *Proc Natl Acad Sci USA*, 114: 1811–1816
- Hayes J M, Waldbauer J R. 2006. The carbon cycle and associated redox processes through time. *Phil Trans R Soc B*, 361: 931–950
- Hazen R M, Papineau D, Bleeker W, Downs R T, Ferry J M, McCoy T J, Sverjensky D A, Yang H. 2008. Mineral evolution. *Am Miner*, 93: 1693–1720
- He Y, Meng X, Ke S, Wu H, Zhu C, Teng F Z, Hoefs J, Huang J, Yang W, Xu L, Hou Z, Ren Z Y, Li S. 2019. A nephelinitic component with unusual $\delta^{56}\text{Fe}$ in Cenozoic basalts from eastern China and its implications for deep oxygen cycle. *Earth Planet Sci Lett*, 512: 175–183
- Herman J K, Ingermann R L. 1996. Effects of hypoxia and hyperoxia on oxygen-transfer properties of the blood of a viviparous snake. *J Exp Biol*, 199: 2061–2070
- Hinojosa J L, Brown S T, Chen J, DePaolo D J, Paytan A, Shen S, Payne J L. 2012. Evidence for end-Permian ocean acidification from calcium isotopes in biogenic apatite. *Geology*, 40: 743–746
- Hobkirk J P, Damy T, Walters M, Bennett A, Smith S J, Ingle L, Clark A L, Cleland J G F. 2013. Effects of reducing inspired oxygen concentration for one hour in patients with chronic heart failure: Implications for air travel. *Eur J Heart Failure*, 15: 505–510
- Holland H D. 1985. The chemical evolution of the atmosphere and oceans. *Geol Mag*, 122: 404–405
- Holland H D. 2009. Why the atmosphere became oxygenated: A proposal. *GeoChim CosmoChim Acta*, 73: 5241–5255
- Holland H D, Lazar B, McCaffrey M. 1986. Evolution of the atmosphere and oceans. *Nature*, 320: 27–33
- Hong L, Xu Y G, Zhang L, Wang Y, Ma L. 2020. Recycled carbonate-induced oxidation of the convective mantle beneath Jiaodong, Eastern China. *Lithos*, 366–367: 105544
- Hu Q, Kim D Y, Yang W, Yang L, Meng Y, Zhang L, Mao H K. 2016. FeO₂ and FeOOH under deep lower-mantle conditions and Earth's oxygen-hydrogen cycles. *Nature*, 534: 241–244
- Hu Y, Ding F. 2011. Radiative constraints on the habitability of exoplanets Gliese 581c and Gliese 581d. *Astron Astrophys*, 526: A135
- Hu Y, Yang J, Ding F, Peltier W R. 2011. Model-dependence of the CO₂ threshold for melting the hard Snowball Earth. *Clim Past*, 7: 17–25
- Huang J, Yu H, Dai A, Wei Y, Kang L. 2017. Drylands face potential threat under 2°C global warming target. *Nat Clim Change*, 7: 417–422
- Huang J, Yu H, Guan X, Wang G, Guo R. 2016. Accelerated dryland expansion under climate change. *Nat Clim Change*, 6: 166–171
- Huang J, Huang J, Liu X, Li C, Ding L, Yu H. 2018. The global oxygen budget and its future projection. *Sci Bull*, 63: 1180–1186
- Huey R B, Ward P D. 2005. Hypoxia, global warming, and terrestrial late permian extinctions. *Science*, 308: 398–401
- IPCC. 2014. AR5 - Working Group 3, Mitigation of Climate Change—Contribution of Working Group III. Cambridge: Cambridge University Press
- Jin Y G, Wang Y, Wang W, Shang Q H, Cao C Q, Erwin D H. 2000.

- Pattern of marine mass extinction near the Permian-Triassic boundary in South China. *Science*, 289: 432–436
- Joachimski M M, Lai X, Shen S, Jiang H, Luo G, Chen B, Chen J, Sun Y. 2012. Climate warming in the latest Permian and the Permian-Triassic mass extinction. *Geology*, 40: 195–198
- Kasting J F. 2013. What caused the rise of atmospheric O₂? *Chem Geol*, 362: 13–25
- Kasting J F, Ackerman T P, Series N, Jan N. 1993. Earth's Early atmosphere: Response. *Science*, 235: 2341–2343
- Kasting J F, Canfield D E. 2012. The Global Oxygen Cycle. In: Knoll A H, Canfield D E, Konhauser K O, eds. *Fundamentals of Geobiology*. John Wiley & Sons, Ltd, Chichester, UK. 93–104, doi: 10.1002/9781118280874.ch7
- Keeling R F, Manning A C. 2014. Studies of recent changes in atmospheric O₂ Content. In: *Treatise on Geochemistry*. Elsevier. 385–404, doi: 10.1016/B978-0-08-095975-7.00420-4
- Keeling R F, Najjar R P, Bender M L, Tans P P. 1993. What atmospheric oxygen measurements can tell us about the global carbon cycle. *Glob Biogeochem Cycle*, 7: 37–67
- Keeling R F, Shertz S R. 1992. Seasonal and interannual variations in atmospheric oxygen and implications for the global carbon cycle. *Nature*, 358: 723–727
- Keller C B, Schoene B. 2012. Statistical geochemistry reveals disruption in secular lithospheric evolution about 2.5 Gyr ago. *Nature*, 485: 490–493
- Kirschvink J L, Gaidos E J, Bertani L E, Beukes N J, Gutzmer J, Maepa L N, Steinberger R E. 2000. Paleoproterozoic snowball Earth: Extreme climatic and geochemical global change and its biological consequences. *Proc Natl Acad Sci USA*, 97: 1400–1405
- Knoll A H, Bambach R K, Payne J L, Pruss S, Fischer W W. 2007. Paleophysiology and end-Permian mass extinction. *Earth Planet Sci Lett*, 256: 295–313
- Knoll A H, Nowak M A. 2017. The timetable of evolution. *Sci Adv*, 3: e1603076
- Konhauser K O, Pecoits E, Lalonde S V, Papineau D, Nisbet E G, Barley M E, Arndt N T, Zahnle K, Kamber B S. 2009. Oceanic nickel depletion and a methanogen famine before the Great Oxidation Event. *Nature*, 458: 750–753
- Krause A J, Mills B J W, Zhang S, Planavsky N J, Lenton T M, Poulton S W. 2018. Stepwise oxygenation of the Paleozoic atmosphere. *Nat Commun*, 9: 4081
- Kring D A. 2007. The Chicxulub impact event and its environmental consequences at the Cretaceous–Tertiary boundary. *Palaeogeogr Palaeoclimatol Palaeoecol*, 255: 4–21
- Krissansen-Totton J, Buick R, Catling D C. 2015. A statistical analysis of the carbon isotope record from the Archean to phanerozoic and implications for the rise of oxygen. *Am J Sci*, 315: 275–316
- Kump L R. 2014. The Geochemistry of Mass Extinction. In: Holland H D, Turekian K K, eds. *Treatise on Geochemistry*. Elsevier. 269–280, doi: 10.1016/B978-0-08-095975-7.01313-9
- Kump L R, Barley M E. 2007. Increased subaerial volcanism and the rise of atmospheric oxygen 2.5 billion years ago. *Nature*, 448: 1033–1036
- Kump L R, Garrels R M. 1986. Modeling atmospheric O₂ in the global sedimentary redox cycle. *Am J Sci*, 286: 337–360
- Laakso T A, Schrag D P. 2014. Regulation of atmospheric oxygen during the Proterozoic. *Earth Planet Sci Lett*, 388: 81–91
- Laakso T A, Strauss J V, Peterson K J. 2020. Herbivory and its effect on Phanerozoic oxygen concentrations. *Geology*, 48: 410–414
- Laurance W F. 2019. The Anthropocene. *Curr Biol*, 29: R953–R954
- Le Quéré C, Andrew R M, Friedlingstein P, Sitch S, Hauck J, Pongratz J, Pickers P A, Korsbakken J I, Peters G P, Canadell J G, Arneeth A, Arora V K, Barbero L, Bastos A, Bopp L, Chevallier F, Chini L P, Ciais P, Doney S C, Gkritzalis T, Goll D S, Harris I, Haverd V, Hoffman F M, Hoppema M, Houghton R A, Hurtt G, Ilyina T, Jain A K, Johannessen T, Jones C D, Kato E, Keeling R F, Goldewijk K K, Landschützer P, Lefèvre N, Lienert S, Liu Z, Lombardozi D, Metz I N, Munro D R, Nabel J E M S, Nakaoka S, Neill C, Olsen A, Ono T, Patra P, Peregón A, Peters W, Peylin P, Pfeil B, Pierrot D, Poulter B, Rehder G, Resplandy L, Robertson E, Rocher M, Rödenbeck C, Schuster U, Schwinger J, Séférian R, Skjelvan I, Steinhoff T, Sutton A, Tans P P, Tian H, Tilbrook B, Tubiello F N, van der Laan-Luijkx I T, van der Werf G R, Viovy N, Walker A P, Wiltshire A J, Wright R, Zaehele S, Zheng B. 2018. Global carbon budget 2018. *Earth Syst Sci Data*, 10: 2141–2194
- Lee C T A, Yeung L Y, McKenzie N R, Yokoyama Y, Ozaki K, Lenardic A. 2016. Two-step rise of atmospheric oxygen linked to the growth of continents. *Nat Geosci*, 9: 417–424
- Lee H, Muirhead J D, Fischer T P, Ebinger C J, Kattenhorn S A, Sharp Z D, Kianji G. 2016. Massive and prolonged deep carbon emissions associated with continental rifting. *Nat Geosci*, 9: 145–149
- Lenton T M, Dahl T W, Daines S J, Mills B J W, Ozaki K, Saltzman M R, Porada P. 2016. Earliest land plants created modern levels of atmospheric oxygen. *Proc Natl Acad Sci USA*, 113: 9704–9709
- Lenton T M, Held H, Kriegler E, Hall J W, Lucht W, Rahmstorf S, Schellnhuber H J. 2008. Tipping elements in the Earth's climate system. *Proc Natl Acad Sci USA*, 105: 1786–1793
- Lewis S L, Maslin M A. 2015. Defining the Anthropocene. *Nature*, 519: 171–180
- Li C, Huang J, Ding L, Liu X, Yu H, Huang J. 2020. Increasing escape of oxygen from oceans under climate change. *Geophys Res Lett*, 47: e86345
- Liu H, Zartman R E, Ireland T R, Sun W D. 2019. Global atmospheric oxygen variations recorded by Th/U systematics of igneous rocks. *Proc Natl Acad Sci USA*, 116: 18854–18859
- Liu X, Huang J, Huang J, Li C, Ding L, Meng W. 2020. Estimation of gridded atmospheric oxygen consumption from 1975 to 2018. *J Meteorol Res*, 34: 646–658
- Livina V N, Vaz Martins T M, Forbes A B. 2015. Tipping point analysis of atmospheric oxygen concentration. *Chaos*, 25: 036403
- Lueker T J, Keeling R F, Dubeck M K. 2001. The oxygen to carbon dioxide ratios observed in emissions from a wildfire in northern California. *Geophys Res Lett*, 28: 2413–2416
- Luo G, Ono S, Beukes N J, Wang D T, Xie S, Summons R E. 2016. Rapid oxygenation of Earth's atmosphere 2.33 billion years ago. *Sci Adv*, 2: e1600134
- Lyons T W, Reinhard C T, Planavsky N J. 2014. The rise of oxygen in Earth's early ocean and atmosphere. *Nature*, 506: 307–315
- Machta L, Hughes E. 1970. Atmospheric oxygen in 1967 to 1970. *Science*, 168: 1582–1584
- Manning A C, Keeling R F. 2006. Global oceanic and land biotic carbon sinks from the Scripps atmospheric oxygen flask sampling network. *Tellus B-Chem Phys Meteor*, 58: 95–116
- Mao H K, Hu Q, Yang L, Liu J, Kim D Y, Meng Y, Zhang L, Prakapenka V B, Yang W, Mao W L. 2017. When water meets iron at Earth's core-mantle boundary. *Natl Sci Rev*, 4: 870–878
- Martin D, McKenna H, Livina V. 2017. The human physiological impact of global deoxygenation. *J Physiol Sci*, 67: 97–106
- McCormick L R, Levin L A, Oesch N W. 2019. Vision is highly sensitive to oxygen availability in marine invertebrate larvae. *J Exp Biol*, 222: jeb200899
- Minejima C, Kubo M, Tohjima Y, Yamagishi H, Koyama Y, Maksyutov S, Kita K, Mukai H. 2012. Analysis of ΔO₂/ΔCO₂ ratios for the pollution events observed at Hateruma Island, Japan. *Atmos Chem Phys*, 12: 2713–2723
- Morris S C. 1993. The fossil record and the early evolution of the Metazoa. *Nature*, 361: 219–225
- Nicklas R W, Puchtel I S, Ash R D, Piccoli P M, Hanski E, Nisbet E G, Waterton P, Pearson D G, Anbar A D. 2019. Secular mantle oxidation across the Archean-Proterozoic boundary: Evidence from V partitioning in komatiites and picrites. *GeoChim CosmoChim Acta*, 250: 49–75
- Nowak D J, Hoehn R, Crane D E. 2007. Oxygen production by urban trees in the United States. *Arboric Urban For*, 33: 220–226
- Nursall J R. 1959. Oxygen as a prerequisite to the origin of the metazoa. *Nature*, 183: 1170–1172
- Och L M, Shields-Zhou G A. 2012. The Neoproterozoic oxygenation event:

- Environmental perturbations and biogeochemical cycling. *Earth-Sci Rev*, 110: 26–57
- Olson S L, Ostrander C M, Gregory D D, Roy M, Anbar A D, Lyons T W. 2019. Volcanically modulated pyrite burial and ocean-atmosphere oxidation. *Earth Planet Sci Lett*, 506: 417–427
- Oschlies A, Brandt P, Stramma L, Schmidtko S. 2018. Drivers and mechanisms of ocean deoxygenation. *Nat Geosci*, 11: 467–473
- Overpeck J T, Cole J E. 2006. Abrupt change in Earth's climate system. *Annu Rev Environ Resour*, 31: 1–31
- Pavlov A A, Kasting J F. 2002. Mass-independent fractionation of sulfur isotopes in Archean sediments: Strong evidence for an anoxic Archean atmosphere. *Astrobiology*, 2: 27–41
- Payne J L, Boyer A G, Brown J H, Finnegan S, Kowalewski M, Krause R A, Lyons S K, McClain C R, McShea D W, Novack-Gottshall P M, Smith F A, Stempien J A, Wang S C. 2009. Two-phase increase in the maximum size of life over 3.5 billion years reflects biological innovation and environmental opportunity. *Proc Natl Acad Sci USA*, 106: 24–27
- Payne J L, McClain C R, Boyer A G, Brown J H, Finnegan S, Kowalewski M, Krause Jr. R A, Lyons S K, McShea D W, Novack-Gottshall P M, Smith F A, Spaeth P, Stempien J A, Wang S C. 2011. The evolutionary consequences of oxygenic photosynthesis: A body size perspective. *Photosynth Res*, 107: 37–57
- Petsch S T. 2014a. The Global Oxygen Cycle. In: *Treatise on Geochemistry*. Elsevier. 437–473, doi: 10.1016/B978-0-08-095975-7.00811-1
- Petsch S T. 2014b. Weathering of Organic Carbon. In: *Treatise on Geochemistry*. Elsevier. 217–238, doi: 10.1016/B978-0-08-095975-7.01013-5
- Pierazzo E, Kring D A, Melosh H J. 1998. Hydrocode simulation of the Chicxulub impact event and the production of climatically active gases. *J Geophys Res*, 103: 28607–28625
- Planavsky N J, Asael D, Hofmann A, Reinhard C T, Lalonde S V, Knudsen A, Wang X, Ossa Ossa F, Pecoits E, Smith A J B, Beukes N J, Bekker A, Johnson T M, Konhauser K O, Lyons T W, Rouxel O J. 2014. Evidence for oxygenic photosynthesis half a billion years before the Great Oxidation Event. *Nat Geosci*, 7: 283–286
- Pörtner H O, Peck M A. 2010. Climate change effects on fishes and fisheries: Towards a cause-and-effect understanding. *J Fish Biol*, 77: 1745–1779
- Poulsen C J, Tabor C, White J D. 2015. Long-term climate forcing by atmospheric oxygen concentrations. *Science*, 348: 1238–1241
- Prince E D, Goodyear C P. 2006. Hypoxia-based habitat compression of tropical pelagic fishes. *Fisheries Oceanogr*, 15: 451–464
- Rasmussen B, Buick R. 1999. Redox state of the Archean atmosphere: Evidence from detrital heavy minerals in ca. 3250–2750 Ma sandstones from the Pilbara Craton, Australia. *Geology*, 27: 115
- Raymond J, Segrè D. 2006. The effect of oxygen on biochemical networks and the evolution of complex life. *Science*, 311: 1764–1767
- Reinhard C T, Fischer W W. 2019. Mechanistic links between the sedimentary redox cycle and marine acid-base chemistry. *Geochem Geophys Geosyst*, 20: 5968–5978
- Reinhard C T, Planavsky N J, Olson S L, Lyons T W, Erwin D H. 2016. Earth's oxygen cycle and the evolution of animal life. *Proc Natl Acad Sci USA*, 113: 8933–8938
- Renne P R, Sprain C J, Richards M A, Self S, Vanderkluisen L, Pande K. 2015. State shift in Deccan volcanism at the Cretaceous-Paleogene boundary, possibly induced by impact. *Science*, 350: 76–78
- Robertson D S, McKenna M C, Toon O B, Hope S, Lillegraven J A. 2004. Survival in the first hours of the Cenozoic. *Geo Soc Am Bull*, 116: 760
- Rogner H H, Aguilera R F, Archer C L, Bertani R, Bhattacharya S C, Dusseault M B, Gagnon L, Haberl H., Hoogwijk M, Johnson A, Rogner M L, Wagner H, Yakushev V, Arent D J, Bryden I, Krausmann F, Odell P, Schillings C, Shafiei A. 2012. Chapter 7 - Energy resources and potentials. In: Team G E A W, ed. *Global Energy Assessment—Toward a Sustainable Future*. Cambridge University Press and IIASA. 423–512, doi: 10.13140/RG.2.1.3049.8724
- Rosing M T, Frei R. 2004. U-rich Archean sea-floor sediments from Greenland—Indications of >3700 Ma oxygenic photosynthesis. *Earth Planet Sci Lett*, 217: 237–244
- Ruddiman W F. 2018. Three flaws in defining a formal 'Anthropocene'. *Prog Phys Geography-Earth Environ*, 42: 451–461
- Rutten M G. 1966. Geologic data on atmospheric history. *Palaeogeogr Palaeoclimatol Palaeoecol*, 2: 47–57
- Rye R, Holland H D. 1998. Paleosols and the evolution of atmospheric oxygen: A critical review. *Am J Sci*, 298: 621–672
- Sahoo S K, Planavsky N J, Jiang G, Kendall B, Owens J D, Wang X, Shi X, Anbar A D, Lyons T W. 2016. Oceanic oxygenation events in the anoxic Ediacaran ocean. *Geobiology*, 14: 457–468
- Schimel D S. 1995. Terrestrial ecosystems and the carbon cycle. *Glob Change Biol*, 1: 77–91
- Schmidtko S, Stramma L, Visbeck M. 2017. Decline in global oceanic oxygen content during the past five decades. *Nature*, 542: 335–339
- Schoene B, Eddy M P, Samperton K M, Keller C B, Keller G, Adatte T, Khadri S F R. 2019. U-Pb constraints on pulsed eruption of the Deccan Traps across the end-Cretaceous mass extinction. *Science*, 363: 862–866
- Schoene B, Eddy M P, Samperton K M, Keller C B, Keller G, Adatte T, Khadri S F R. 2019. U-Pb constraints on pulsed eruption of the Deccan Traps across the end-Cretaceous mass extinction. *Science*, 363: 862–866
- Schulte P, Alegret L, Arenillas I, Arz J A, Barton P J, Bown P R, Bralower T J, Christeson G L, Claeys P, Cockell C S, Collins G S, Deutsch A, Goldin T J, Goto K, Grajales-Nishimura J M, Grieve R A F, Gulick S P S, Johnson K R, Kiessling W, Koeberl C, Kring D A, MacLeod K G, Matsui T, Melosh J, Montanari A, Morgan J V, Neal C R, Nichols D J, Norris R D, Pierazzo E, Ravizza G, Rebolledo-Vieyra M, Reimold W U, Robin E, Salge T, Speijer R P, Sweet A R, Urrutia-Fucugauchi J, Vajda V, Whalen M T, Willumsen P S. 2010. The Chicxulub asteroid impact and mass extinction at the Cretaceous-paleogene boundary. *Science*, 327: 1214–1218
- Schulte P, Deutsch A, Salge T, Berndt J, Kontny A, MacLeod K G, Neuser R D, Krumm S. 2009. A dual-layer Chicxulub ejecta sequence with shocked carbonates from the Cretaceous–Paleogene (K–Pg) boundary, Demerara Rise, western Atlantic. *GeoChim CosmoChim Acta*, 73: 1180–1204
- Seibel B A. 2011. Critical oxygen levels and metabolic suppression in oceanic oxygen minimum zones. *J Exp Biol*, 214: 326–336
- Severinghaus J P, Broecker W S, Dempster W F, MacCallum T, Wahlen M. 1994. Oxygen loss in biosphere 2. *Eos Trans AGU*, 75: 33–37
- Shaffer G, Olsen S M, Pedersen J O P. 2009. Long-term ocean oxygen depletion in response to carbon dioxide emissions from fossil fuels. *Nat Geosci*, 2: 105–109
- Shen S, Crowley J L, Wang Y, Bowring S A, Erwin D H, Sadler P M, Cao C, Rothman D H, Henderson C M, Ramezani J, Zhang H, Shen Y, Wang X, Wang W, Mu L, Li W, Tang Y, Liu X, Liu L, Zeng Y, Jiang Y, Jin Y. 2011. Calibrating the end-Permian mass extinction. *Science*, 334: 1367–1372
- Shen S Z, Zhang H. 2017. What caused the five mass extinctions? (in Chinese). *Chin Sci Bull*, 62: 1119–1135
- Shen S Z, Ramezani J, Chen J, Cao C Q, Erwin D H, Zhang H, Xiang L, Schoepfer S D, Henderson C M, Zheng Q F, Bowring S A, Wang Y, Li X H, Wang X D, Yuan D X, Zhang Y C, Mu L, Wang J, Wu Y S. 2019. A sudden end-Permian mass extinction in South China. *GSA Bull*, 131: 205–223
- Shepherd J G, Brewer P G, Oschlies A, Watson A J. 2017. Ocean ventilation and deoxygenation in a warming world: Introduction and overview. *Phil Trans R Soc A*, 375: 20170240
- Shi P, Chen Y, Zhang A, He Y, Gao M, Yang J, Mao R, Wu J, Ye T, Xiao C, Xu B. 2019. Factors contribution to oxygen concentration in Qinghai-Tibetan Plateau (in Chinese). *Chin Sci Bull*, 64: 715–724
- Shields G A, Mills B J W, Zhu M, Raub T D, Daines S J, Lenton T M. 2019. Unique Neoproterozoic carbon isotope excursions sustained by coupled evaporite dissolution and pyrite burial. *Nat Geosci*, 12: 823–827

- Shonting D, Ezrailson C. 2017. A Scenario for the Chicxulub Impact and Energies. In: *Chicxulub: The Impact and Tsunami*. Springer International Publishing, Cham. 43–68, doi: 10.1007/978-3-319-39487-9_3
- Shu D. 2008. Cambrian explosion: Birth of tree of animals. *Gondwana Res*, 14: 219–240
- Shu D G, Conway Morris S, Zhang Z F, Han J. 2010. The earliest history of the deuterostomes: The importance of the Chengjiang Fossil-Lagerstätte. *Proc R Soc B*, 277: 165–174
- Smit M A, Mezger K. 2017. Earth's early O₂ cycle suppressed by primitive continents. *Nat Geosci*, 10: 788–792
- Smith F A, Payne J L, Heim N A, Balk M A, Finnegan S, Kowalewski M, Lyons S K, McClain C R, McShea D W, Novack-Gottshall P M, Anich P S, Wang S C. 2016. Body size evolution across the geozoic. *Annu Rev Earth Planet Sci*, 44: 523–553
- Soo R M, Hemp J, Parks D H, Fischer W W, Hugenholtz P. 2017. On the origins of oxygenic photosynthesis and aerobic respiration in Cyanobacteria. *Science*, 355: 1436–1440
- Sprain C J, Renne P R, Vanderkluyzen L, Pande K, Self S, Mittal T. 2019. The eruptive tempo of Deccan volcanism in relation to the Cretaceous–Paleogene boundary. *Science*, 363: 866–870
- Steffen W, Broadgate W, Deutsch L, Gaffney O, Ludwig C. 2015. The trajectory of the Anthropocene: The great acceleration. *Anthropocene Rev*, 2: 81–98
- Steffen W, Rockström J, Richardson K, Lenton T M, Folke C, Liverman D, Summerhayes C P, Barnosky A D, Cornell S E, Crucifix M, Donges J F, Fetzer I, Lade S J, Scheffer M, Winkelmann R, Schellnhuber H J. 2018. Trajectories of the Earth system in the Anthropocene. *Proc Natl Acad Sci USA*, 115: 8252–8259
- Stolper D A, Bender M L, Dreyfus G B, Yan Y, Higgins J A. 2016. A Pleistocene ice core record of atmospheric O₂ concentrations. *Science*, 353: 1427–1430
- Sun Y, Joachimski M M, Wignall P B, Yan C, Chen Y, Jiang H, Wang L, Lai X. 2012. Lethally hot temperatures during the early triassic greenhouse. *Science*, 338: 366–370
- Vellekoop J, Woelders L, van Helmond N A G M, Galeotti S, Smit J, Slomp C P, Brinkhuis H, Claey s P, Speijer R P. 2018. Shelf hypoxia in response to global warming after the Cretaceous–Paleogene boundary impact. *Geology*, 46: 683–686
- Vingrys A J, Garner L F. 1987. The effect of a moderate level of hypoxia on human color vision. *Doc Ophthalmol*, 66: 171–185
- Wade D C, Abraham N L, Farnsworth A, Valdes P J, Bragg F, Archibald A T. 2019. Simulating the climate response to atmospheric oxygen variability in the Phanerozoic: A focus on the Holocene, Cretaceous and Permian. *Clim Past*, 15: 1463–1483
- Wang M, Yan G, Yu L, Xie W, Dai Y. 2019. Effects of different artificial oxygen-supply systems on migrants' physical and psychological reactions in high-altitude tunnel construction. *Building Environ*, 149: 458–467
- Waters C N, Zalasiewicz J, Summerhayes C, Barnosky A D, Poirier C, Galuszka A, Cearreta A, Edgeworth M, Ellis E C, Ellis M, Jeandel C, Leinfelder R, McNeill J R, Richter D B, Steffen W, Syvitski J, Vidas D, Wagreich M, Williams M, Zhisheng A, Grinevald J, Odada E, Oreskes N, Wolfe A P. 2016. The Anthropocene is functionally and stratigraphically distinct from the Holocene. *Science*, 351: aad2622
- Wishner K F, Seibel B A, Roman C, Deutsch C, Outram D, Shaw C T, Birk M A, Mislán K A S, Adams T J, Moore D, Riley S. 2018. Ocean deoxygenation and zooplankton: Very small oxygen differences matter. *Sci Adv*, 4: eaau5180
- Xiang L, Zhang H, Schoepfer S D, Cao C, Zheng Q, Yuan D, Cai Y, Shen S. 2020. Oceanic redox evolution around the end-Permian mass extinction at Meishan, South China. *Palaeogeogr Palaeoclimatol Palaeoecol*, 544: 109626
- Yang D, Guo X, Xie T, Luo X. 2018. Reactive oxygen species may play an essential role in driving biological evolution: The Cambrian Explosion as an example. *J Environ Sci*, 63: 218–226
- Zahnle K, Claire M, Catling D. 2006. The loss of mass-independent fractionation in sulfur due to a Palaeoproterozoic collapse of atmospheric methane. *Geobiology*, 4: 271–283
- Zahnle K J, Catling D C, Claire M W. 2013. The rise of oxygen and the hydrogen hourglass. *Chem Geol*, 362: 26–34
- Zamudio S, Postigo L, Illsley N P, Rodriguez C, Heredia G, Brimacombe M, Echalar L, Torricos T, Tellez W, Maldonado I, Balanza E, Alvarez T, Ameller J, Vargas E. 2007. Maternal oxygen delivery is not related to altitude- and ancestry-associated differences in human fetal growth. *J Physiol*, 582: 883–895
- Zeebe R E, Ridgwell A, Zachos J C. 2016. Anthropogenic carbon release rate unprecedented during the past 66 million years. *Nat Geosci*, 9: 325–329
- Zhang F, Dahl T W, Lenton T M, Luo G, Shen S, Algeo T J, Planavsky N, Liu J, Cui Y, Qie W, Romaniello S J, Anbar A D. 2020. Extensive marine anoxia associated with the Late Devonian Hangenberg Crisis. *Earth Planet Sci Lett*, 533: 115976
- Zhang F, Romaniello S J, Algeo T J, Lau K V, Clapham M E, Richoz S, Herrmann A D, Smith H, Horacek M, Anbar A D. 2018. Multiple episodes of extensive marine anoxia linked to global warming and continental weathering following the latest Permian mass extinction. *Sci Adv*, 4: e1602921
- Zhang F, Shen S, Cui Y, Lenton T M, Dahl T W, Zhang H, Zheng Q, Wang W, Krainer K, Anbar A D. 2020. Two distinct episodes of marine anoxia during the Permian–Triassic crisis evidenced by uranium isotopes in marine dolostones. *GeoChim CosmoChim Acta*, 287: 165–179
- Zhang X L, Shu D G. 2014. Causes and consequences of the Cambrian explosion. *Sci China Earth Sci*, 57: 930–942
- Zimmer C. 2013. The Mystery of Earth's Oxygen. *New York Times*. URL <https://www.nytimes.com/2013/10/03/science/earths-oxygen-a-mystery-easy-to-take-for-granted.html> (accessed 2.22.20)

(Responsible editor: Hongsheng ZHANG)